

**COPA NACIONAL**  
V-LINE DRG.

# COPA NACIONAL

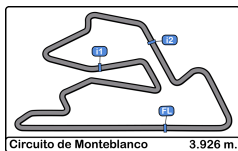
**Monteblanco**

**30 - 31 Agosto 2024**

***Results booklet***



Provided by Cronococa S.L.  
[www.cronococa.com](http://www.cronococa.com)



**Monteblanco**  
**COPA NACIONAL**  
**Entrenamiento Privado**  
**Resultados Provisionales**



Clas	Nº	Piloto	Cat	Clas	Equipo	Vehiculo	Vtas.	Mejor	Tiempo	Dif 1º	Interval	Km/h
1	17	Nicolas Abella Romero			ESCUADERIA LA CORUÑA	Renault CLIO CUP V	15	14	1:56.071			121.7
2	23	Jose Antonio Gomez Guierrez			ESCUADERIA LA CORUÑA	Renault CLIO CUP V	15	13	1:56.162	0.091	0.091	121.6
3	41	Alejandro Iribas Estrada			ESCUADERIA LA CORUÑA	Renault CLIO CUP V	15	12	1:56.294	0.223	0.132	121.5
4	88	Mauro Tim Polderman			A.SCHIMPF TEAM	Renault CLIO CUP V	12	5	1:56.430	0.359	0.136	121.3
5	22	Stephan Polderman			A.SCHIMPF TEAM	Renault CLIO CUP V	15	14	1:56.842	0.771	0.412	120.9
6	65	Fabien Julia			FABIEN JULIA	Renault CLIO CUP V	13	10	1:56.871	0.800	0.029	120.9
7	21	Lydia Sempere Frances			A.SCHIMPF TEAM	Renault CLIO CUP V	16	13	1:57.852	1.781	0.981	119.9
8	10	Maximo Varela Ortiz			ESCUADERIA LA CORUÑA	Renault CLIO CUP V	15	12	1:58.025	1.954	0.173	119.7
9	66	Alejandro Romero Beiro			MOTOR CLUB SABADELL	Renault CLIO CUP V	15	10	1:58.239	2.168	0.214	119.5
10	8	Joaquín Rodrigo Perez			AUTOMÓVIL CLUB	Renault CLIO CUP V	15	8	1:58.956	2.885	0.717	118.8

Publicado a las:.....

Temp Pista: **34.8 °C** Temp Aire: **34.1 °C** Humedad: **39 %** Estado Pista: **SECA**

**Director Carrera:**

Máximo Guerrero

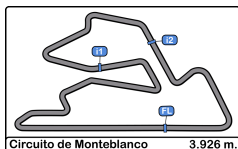
DPB-0803-ESP/NA

**Cronometrador:**

  
 Luis Garcia

JOB-2654-ESP/M





Circuito de Monteblanco 3.926 m.

# Monteblanco COPA NACIONAL Entrenamiento Privado



## Resultados Provisionales por Categoría

Clas	Nº	Piloto	Cat	Clas	Equipo	Vehículo	Vtas.	Mejor	Tiempo	Dif 1º	Interval	Km/h
1	17	Nicolas Abella Romero			ESCUADERIA LA CORUÑA	Renault CLIO CUP V	15	14	1:56.071			121.7
2	23	Jose Antonio Gomez Guzman			ESCUADERIA LA CORUÑA	Renault CLIO CUP V	15	13	1:56.162	0.091	0.091	121.6
3	41	Alejandro Iribas Estrada			ESCUADERIA LA CORUÑA	Renault CLIO CUP V	15	12	1:56.294	0.223	0.132	121.5
4	88	Mauro Tim Polderman			A.SCHIMPF TEAM	Renault CLIO CUP V	12	5	1:56.430	0.359	0.136	121.3
5	22	Stephan Polderman			A.SCHIMPF TEAM	Renault CLIO CUP V	15	14	1:56.842	0.771	0.412	120.9
6	65	Fabien Julia			FABIEN JULIA	Renault CLIO CUP V	13	10	1:56.871	0.800	0.029	120.9
7	21	Lydia Sempere Frances			A.SCHIMPF TEAM	Renault CLIO CUP V	16	13	1:57.852	1.781	0.981	119.9
8	10	Maximo Varela Ortiz			ESCUADERIA LA CORUÑA	Renault CLIO CUP V	15	12	1:58.025	1.954	0.173	119.7
9	66	Alejandro Romero Beiro			MOTOR CLUB SABADELL	Renault CLIO CUP V	15	10	1:58.239	2.168	0.214	119.5
10	8	Joaquín Rodrigo Perez			AUTOMÓVIL CLUB	Renault CLIO CUP V	15	8	1:58.956	2.885	0.717	118.8

Publicado a las:.....

Temp Pista: **34.8 °C** Temp Aire: **34.1 °C** Humedad: **39 %** Estado Pista: **SECA**

### Director Carrera:

Máximo Guerrero

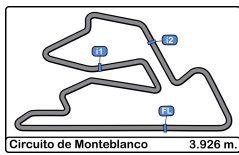
DPB-0803-ESP/NA

### Cronometrador:

  
Luis Garcia

JOB-2654-ESP/M





**Monteblando**  
**COPA NACIONAL**  
**Entrenamiento Privado**  
**Tiempos Por Vuelta**



8

Joaquín Rodrigo Perez

Renault CLIO CUP V

21

Lydia Sempere Frances

Renault CLIO CUP V

AUTOMÓVIL CLUB ZARAGOZA

A.SCHIMPF TEAM

Vta	D	Tiempo	Sector 1	Sector 2	Sector 3	T. Spd	Elapsed	Vta	D	Tiempo	Sector 1	Sector 2	Sector 3	T. Spd	Elapsed
1		19:28:38.103	19:27:30.522	35.423	32.158		19:28:38.103	1		19:29:00.158	19:27:51.274	34.921	33.963		19:29:00.158
2		2:01.453	58.305	32.069	31.079		19:30:39.556	2		2:07.965	1:02.532	33.164	32.269		19:31:08.123
3		2:00.274	58.651	30.746	30.877		19:32:39.830	3		2:03.720	1:00.271	32.643	30.806		19:33:11.843
4		1:59.270	57.765	30.462	31.043		19:34:39.100	4		1:59.033	57.511	30.425	31.097		19:35:10.876
5		1:59.362	57.545	30.529	31.288		19:36:38.462	5		1:58.412	57.455	30.347	30.610		19:37:09.288
6		2:23.210 P	1:04.979	30.397	47.834		19:39:01.672	6		1:58.500	57.470	30.376	30.654		19:39:07.788
7		4:58.884	3:52.024	34.298	32.562		19:44:00.556	7		2:18.582	1:16.091	31.866	30.625		19:41:26.370
8		1:58.956	57.508	30.602	30.846		19:45:59.512	8		1:58.646	57.481	30.484	30.681		19:43:25.016
9		1:59.441	57.627	30.928	30.886		19:47:58.953	9		1:58.140	57.419	30.244	30.477		19:45:23.156
10		1:59.661	57.960	30.507	31.194		19:49:58.614	10		1:58.657	57.561	30.577	30.519		19:47:21.813
11		1:59.672	58.000	30.496	31.176		19:51:58.286	11		2:27.397	1:21.612	35.132	30.653		19:49:49.210
12		1:59.283	57.669	30.444	31.170		19:53:57.569	12		1:58.626	57.140	30.863	30.623		19:51:47.836
13		2:02.702	1:00.785	30.588	31.329		19:56:00.271	13		1:57.852	57.062	30.211	30.579		19:53:45.688
14		1:59.439	57.898	30.527	31.014		19:57:59.710	14		1:58.935	58.079	30.388	30.468		19:55:44.623
15		2:40.138 P	1:12.828	38.583	48.727		20:00:39.848	15		1:58.562	57.766	30.337	30.459		19:57:43.185
16								16		2:14.503	57.081		2:44.962		19:59:57.688

10

Maximo Varela Ortiz

Renault CLIO CUP V

22

Stephan Polderman

Renault CLIO CUP V

ESCUDERIA LA CORUÑA

A.SCHIMPF TEAM

Vta	D	Tiempo	Sector 1	Sector 2	Sector 3	T. Spd	Elapsed	Vta	D	Tiempo	Sector 1	Sector 2	Sector 3	T. Spd	Elapsed
1		19:29:35.310	19:28:22.701	38.097	34.512		19:29:35.310	1		19:28:58.550	19:27:50.385	34.921	33.244		19:28:58.550
2		2:05.855	1:02.013	31.518	32.324		19:31:41.165	2		1:58.814	57.380	30.575	30.859		19:30:57.364
3		2:00.694	58.257	31.185	31.252		19:33:41.859	3		1:58.753	57.585	30.308	30.860		19:32:56.117
4		2:00.098	58.074	30.823	31.201		19:35:41.957	4		1:57.775	56.855	30.248	30.672		19:34:53.892
5		1:58.986	57.529	30.519	30.938		19:37:40.943	5		2:00.117	57.813	31.217	31.087		19:36:54.009
6		1:59.805	58.014	30.557	31.234		19:39:40.748	6		1:57.804	56.813	30.206	30.785		19:38:51.813
7		1:59.243	57.739	30.591	30.913		19:41:39.991	7		1:57.364	56.786	30.040	30.538		19:40:49.177
8		1:58.650	57.885	30.166	30.599		19:43:38.641	8		2:06.516 P	59.699	30.773	36.044		19:42:55.693
9		1:59.343	57.808	30.370	31.165		19:45:37.984	9		5:07.710	3:59.221	35.745	32.744		19:48:03.403
10		2:05.221	57.588	30.187	37.446		19:47:43.205	10		1:59.071	57.223	30.557	31.291		19:50:02.474
11		3:57.892	2:56.701	30.252	30.939		19:51:41.097	11		1:59.045	58.153	29.944	30.948		19:52:01.519
12		1:58.025	57.546	30.061	30.418		19:53:39.122	12		1:59.045	58.153	29.944	30.948		19:52:01.519
13		1:58.558	57.333	30.557	30.668		19:55:37.680	13		1:57.069	56.698	29.858	30.513		19:53:58.588
14		1:59.852	57.313	32.058	30.481		19:57:37.532	14		2:02.170	1:01.134	30.147	30.889		19:56:00.758
15		2:10.209 P	59.159	30.948	40.102		19:59:47.741	15		1:56.842	56.313	30.068	30.461		19:57:57.600
16								16		2:18.420	59.920	32.612	45.888		20:00:16.020

17

Nicolas Abella Romero

Renault CLIO CUP V

23

Jose Antonio Gomez Gutierrez

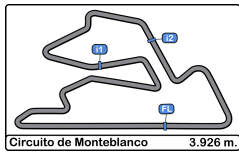
Renault CLIO CUP V

ESCUDERIA LA CORUÑA

ESCUDERIA LA CORUÑA

Vta	D	Tiempo	Sector 1	Sector 2	Sector 3	T. Spd	Elapsed	Vta	D	Tiempo	Sector 1	Sector 2	Sector 3	T. Spd	Elapsed
1		19:29:14.272	19:28:12.090	30.582	31.600		19:29:14.272	1		19:28:42.839	19:27:32.868	38.462	31.509		19:28:42.839
2		1:58.512	57.239	30.027	31.246		19:31:12.784	2		1:57.394	56.773	30.151	30.470		19:30:40.233
3		1:57.574	57.172	30.042	30.360		19:33:10.358	3		2:08.106	1:04.014	33.307	30.785		19:32:48.339
4		1:56.761	56.416	30.116	30.229		19:35:07.119	4		1:57.233	56.828	29.804	30.601		19:34:45.572
5		1:56.729	56.278	30.038	30.413		19:37:03.848	5		1:56.569	56.312	29.920	30.337		19:36:42.141
6		2:05.405 P	56.400	29.671	39.334		19:39:09.253	6		1:57.608	56.676	29.884	31.048		19:38:39.749
7		3:14.948	2:14.825	29.886	30.237		19:42:24.201	7		1:56.423	56.207	29.795	30.421		19:40:36.172
8		1:56.631	56.300	29.848	30.483		19:44:20.832	8		1:56.521	56.127	29.872	30.522		19:42:32.693
9		1:56.945	56.760	29.790	30.395		19:46:17.777	9		2:06.057 P	57.998	29.803	38.256		19:44:38.750
10		1:56.292	56.366	29.653	30.273		19:48:14.069	10		5:11.589	4:11.458	29.817	30.314		19:49:50.339
11		2:09.714 P	57.059	30.945	41.710		19:50:23.783	11		1:56.588	56.299	29.860	30.429		19:51:46.927
12		3:08.701	1:32.955	56.406	39.340		19:53:32.484	12		1:56.248	56.060	29.869	30.319		19:53:43.175
13		2:02.054	1:02.204	29.603	30.247		19:55:34.538	13		1:56.162	56.022	29.824	30.316		19:55:39.337
14		1:56.071	56.053		2:26.318		19:57:30.609	14		1:56.303	56.143	29.818	30.342		19:57:35.640
15		2:30.462	1:05.767	35.908	48.787		20:00:01.071	15		2:10.326	59.684	29.841	40.801		19:59:45.966





Monteblando  
COPA NACIONAL  
Entrenamiento Privado  
Tiempos Por Vuelta



41

Alejandro Iribas Estrada

Renault CLIO CUP V

88

Mauro Tim Polderman

Renault CLIO CUP V

ESCUADERIA LA CORUÑA

A.SCHIMPF TEAM

Vta	D	Tiempo	Sector 1	Sector 2	Sector 3	T. Spd	Elapsed	Vta	D	Tiempo	Sector 1	Sector 2	Sector 3	T. Spd	Elapsed
1		19:28:40.475	19:27:31.637	37.149	31.689		19:28:40.475	1		19:28:57.603	19:27:48.363	35.702	33.538		19:28:57.603
2		1:58.034	57.024	30.182	30.828		19:30:38.509	2		1:57.660	56.866	30.291	30.503		19:30:55.263
3		1:57.276	56.980	29.791	30.505		19:32:35.785	3		1:56.764	56.475	29.964	30.325		19:32:52.027
4		1:57.077	56.948	29.786	30.343		19:34:32.862	4		1:56.916	56.714	29.989	30.213		19:34:48.943
5		1:56.770	56.736	29.789	30.245		19:36:29.632	5		1:56.430	56.300	29.833	30.297		19:36:45.373
6		1:56.383	56.313	29.759	30.311		19:38:26.015	6		1:57.262	57.025	29.915	30.322		19:38:42.635
7		2:14.875 P	1:02.321	34.627	37.927		19:40:40.890	7		2:02.735 P	57.466	29.974	35.295		19:40:45.370
8		5:12.873	4:04.211	35.052	33.610		19:45:53.763	8		7:17.568	6:08.761	35.884	32.923		19:48:02.938
9		1:56.511	56.357	29.761	30.393		19:47:50.274	9		1:59.924	58.580	30.307	31.037		19:50:02.862
10		1:56.613	56.555	29.839	30.219		19:49:46.887	10		2:02.845 P	57.233	29.940	35.672		19:52:05.707
11		2:09.307	59.292	35.891	34.124		19:51:56.194	11		5:26.267	4:14.951	37.259	34.057		19:57:31.974
12		1:56.294	56.262	29.764	30.268		19:53:52.488	12		2:27.154 P	1:05.133	35.755	46.266		19:59:59.128
13		1:56.449	56.470	29.729	30.250		19:55:48.937								
14		2:12.550	1:02.292	33.402	36.856		19:58:01.487								
15		2:29.384 P	1:08.551	37.958	42.875		20:00:30.871								

65

Fabien Julia

Renault CLIO CUP V

FABIEN JULIA

Vta	D	Tiempo	Sector 1	Sector 2	Sector 3	T. Spd	Elapsed
1		19:33:29.421	19:32:22.917	34.280	32.224		19:33:29.421
2		2:02.042	1:00.200	30.961	30.881		19:35:31.463
3		1:56.873	56.637	29.886	30.350		19:37:28.336
4		1:57.176	56.887	30.036	30.253		19:39:25.512
5		1:57.087	56.962	29.730	30.395		19:41:22.599
6		1:57.132	56.906	29.836	30.390		19:43:19.731
7		2:25.746 P	1:06.200	36.316	43.230		19:45:45.477
8		4:06.690	2:52.651	39.825	34.214		19:49:52.167
9		1:57.218	56.820	30.195	30.203		19:51:49.385
10		1:56.871	56.695	29.771	30.405		19:53:46.256
11		2:03.573	1:03.574	29.874	30.125		19:55:49.829
12		1:57.026	56.700	30.079	30.247		19:57:46.855
13		2:26.605	1:09.942	32.319	44.344		20:00:13.460

66

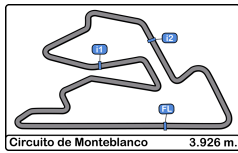
Alejandro Romero Beiro

Renault CLIO CUP V

MOTOR CLUB SABADELL

Vta	D	Tiempo	Sector 1	Sector 2	Sector 3	T. Spd	Elapsed
1		19:28:36.558	19:27:28.401	36.098	32.059		19:28:36.558
2		2:02.655	57.464		2:34.714		19:30:39.213
3		2:03.902	59.381		4:38.616		19:32:43.115
4		1:58.636	57.118	30.433	31.085		19:34:41.751
5		1:58.665	57.290	30.185	31.190		19:36:40.416
6		2:05.003 P	57.256	30.314	37.433		19:38:45.419
7		3:35.268	2:32.071	31.526	31.671		19:42:20.687
8		1:58.270	56.853	30.309	31.108		19:44:18.957
9		1:59.575	56.853	29.965	32.757		19:46:18.532
10		1:58.239	57.247	30.187	30.805		19:48:16.771
11		2:10.787	57.306	31.518	41.963		19:50:27.558
12		1:58.990	57.473	30.437	31.080		19:52:26.548
13		2:43.797	57.766	43.668	1:02.363		19:55:10.345
14		1:58.634	57.400	30.356	30.878		19:57:08.979
15		2:11.777 P	59.598	30.884	41.295		19:59:20.756



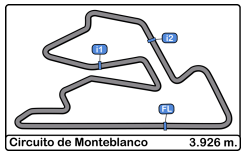


**Monteblando**  
**COPA NACIONAL**  
**Entrenamiento Privado**  
**Mejores Sectores**



Sector - 1			Sector - 2			Sector - 3			Vta. Ideal vs Mejor Vta.						
Clas	Nº	Piloto	Tiempo	Nº	Piloto	Tiempo	Nº	Piloto	Tiempo	Clas	Nº	Piloto	Ideal Lap	Best Lap	Clas
1	23	Jose Antonio Gomez Gutierrez	56.022	17	Nicolas Abella Romero	29.603	65	Fabien Julia	30.125	1	17	Nicolas Abella Romero	1:55.885	1:56.071	1
2	17	Nicolas Abella Romero	56.053	41	Alejandro Iribas Estrada	29.729	88	Mauro Tim Polderman	30.213	2	23	Jose Antonio Gomez Gutierrez	1:56.131	1:56.162	2
3	41	Alejandro Iribas Estrada	56.262	65	Fabien Julia	29.730	41	Alejandro Iribas Estrada	30.219	3	41	Alejandro Iribas Estrada	1:56.210	1:56.294	3
4	88	Mauro Tim Polderman	56.300	23	Jose Antonio Gomez Gutierrez	29.795	17	Nicolas Abella Romero	30.229	4	88	Mauro Tim	1:56.346	1:56.430	4
5	22	Stephan Polderman	56.313	88	Mauro Tim Polderman	29.833	23	Jose Antonio Gomez Gutierrez	30.314	5	65	Fabien Julia	1:56.492	1:56.871	6
6	65	Fabien Julia	56.637	22	Stephan Polderman	29.858	10	Maximo Varela Ortiz	30.418	6	22	Stephan Polderman	1:56.632	1:56.842	5
7	66	Alejandro Romero Beiro	56.853	66	Alejandro Romero Beiro	29.965	21	Lydia Sempere Frances	30.459	7	66	Alejandro Romero Beiro	1:57.623	1:58.239	9
8	21	Lydia Sempere Frances	57.062	10	Maximo Varela Ortiz	30.061	22	Stephan Polderman	30.461	8	21	Lydia Sempere Frances	1:57.732	1:57.852	7
9	10	Maximo Varela Ortiz	57.313	21	Lydia Sempere Frances	30.211	66	Alejandro Romero Beiro	30.805	9	10	Maximo Varela Ortiz	1:57.792	1:58.025	8
10	8	Joaquín Rodrigo Perez	57.508	8	Joaquín Rodrigo Perez	30.397	8	Joaquín Rodrigo Perez	30.846	10	8	Joaquín Rodrigo Perez	1:58.751	1:58.956	10





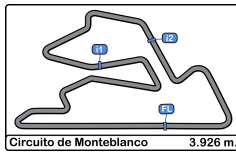
**Monteblando**  
**COPA NACIONAL**  
**Entrenamiento Privado**  
**5 Mejores Tiempos**



Circuito de Monteblando 3,926 m.

Cls	Nº	Piloto	Cat	Cls	Equipo	Vehiculo	Mejor 1		Mejor 2		Mejor 3		Mejor 4		Mejor 5	
							Tiemp	Vta	Tiemp	Vta	Tiemp	Vta	Tiemp	Vta	Tiemp	Vta
1	17	Nicolas Abella Romero			ESCUDERIA LA CORUÑA	Renault CLIO CUP V	1:56.071	14	1:56.292	10	1:56.631	8	1:56.729	5	1:56.761	4
2	23	Jose Antonio Gomez Gutierrez			ESCUDERIA LA CORUÑA	Renault CLIO CUP V	1:56.162	13	1:56.248	12	1:56.303	14	1:56.423	7	1:56.521	8
3	41	Alejandro Iribas Estrada			ESCUDERIA LA CORUÑA	Renault CLIO CUP V	1:56.294	12	1:56.383	6	1:56.449	13	1:56.511	9	1:56.613	10
4	88	Mauro Tim Polderman			A.SCHIMPF TEAM	Renault CLIO CUP V	1:56.430	5	1:56.764	3	1:56.916	4	1:57.262	6	1:57.660	2
5	22	Stephan Polderman			A.SCHIMPF TEAM	Renault CLIO CUP V	1:56.842	14	1:57.069	12	1:57.364	7	1:57.775	4	1:57.804	6
6	65	Fabien Julia			FABIEN JULIA	Renault CLIO CUP V	1:56.871	10	1:56.873	3	1:57.026	12	1:57.087	5	1:57.132	6
7	21	Lydia Sempere Frances			A.SCHIMPF TEAM	Renault CLIO CUP V	1:57.852	13	1:58.140	9	1:58.412	5	1:58.500	6	1:58.562	15
8	10	Maximo Varela Ortiz			ESCUDERIA LA CORUÑA	Renault CLIO CUP V	1:58.025	12	1:58.558	13	1:58.650	8	1:58.986	5	1:59.243	7
9	66	Alejandro Romero Beiro			MOTOR CLUB SABADELL	Renault CLIO CUP V	1:58.239	10	1:58.270	8	1:58.634	14	1:58.636	4	1:58.665	5
10	8	Joaquín Rodrigo Perez			AUTOMÓVIL CLUB	Renault CLIO CUP V	1:58.956	8	1:59.270	4	1:59.283	12	1:59.362	5	1:59.439	14



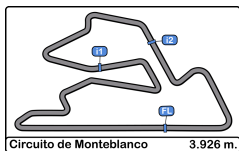


Monteblando  
COPA NACIONAL  
Entrenamiento Privado  
Secuencia Vueltas Rápidas

COPA NACIONAL  
V-LINE DRG

Vta	Hora Día	Tiempo Sesión	Nº Piloto	Cat	Equipo	Vehiculo	Tiempo	Km/h
2	19:30:38.509	5:38.509	41 Alejandro Iribas Estrada		ESCUDERIA LA CORUÑA	Renault CLIO CUP V	1:58.034	119.7
2	19:30:40.233	5:40.233	23 Jose Antonio Gomez Gutierrez		ESCUDERIA LA CORUÑA	Renault CLIO CUP V	1:57.394	120.3
3	19:32:35.785	7:35.785	41 Alejandro Iribas Estrada		ESCUDERIA LA CORUÑA	Renault CLIO CUP V	1:57.276	120.5
3	19:32:52.027	7:52.027	88 Mauro Tim Polderman		A.SCHIMPF TEAM	Renault CLIO CUP V	1:56.764	121.0
4	19:35:07.119	10:07.119	17 Nicolas Abella Romero		ESCUDERIA LA CORUÑA	Renault CLIO CUP V	1:56.761	121.0
5	19:36:42.141	11:42.141	23 Jose Antonio Gomez Gutierrez		ESCUDERIA LA CORUÑA	Renault CLIO CUP V	1:56.569	121.2
5	19:36:45.373	11:45.373	88 Mauro Tim Polderman		A.SCHIMPF TEAM	Renault CLIO CUP V	1:56.430	121.3
6	19:38:26.015	13:26.015	41 Alejandro Iribas Estrada		ESCUDERIA LA CORUÑA	Renault CLIO CUP V	1:56.383	121.4
10	19:48:14.069	23:14.069	17 Nicolas Abella Romero		ESCUDERIA LA CORUÑA	Renault CLIO CUP V	1:56.292	121.5
12	19:53:43.175	28:43.175	23 Jose Antonio Gomez Gutierrez		ESCUDERIA LA CORUÑA	Renault CLIO CUP V	1:56.248	121.5
13	19:55:39.337	30:39.337	23 Jose Antonio Gomez Gutierrez		ESCUDERIA LA CORUÑA	Renault CLIO CUP V	1:56.162	121.6
14	19:57:30.609	32:30.609	17 Nicolas Abella Romero		ESCUDERIA LA CORUÑA	Renault CLIO CUP V	1:56.071	121.7





**Monteblanco**  
**COPA NACIONAL**  
**Entrenamiento Privado**  
**Tiempos Parada en Pit**



**8** Joaquín Rodrigo Perez Renault CLIO CUP V

AUTOMÓVIL CLUB ZARAGOZA

Nº	Hora Día	Tiempo	Tiempo Salida	Tiempo Box	T. Box Total	Handicap	Diff.
1	19:38:58.539	19:38:58.539	19:41:46.036	2:47.497	2:47.497		

**10** Maximo Varela Ortiz Renault CLIO CUP V

ESCUADERIA LA CORUÑA

Nº	Hora Día	Tiempo	Tiempo Salida	Tiempo Box	T. Box Total	Handicap	Diff.
1	19:47:40.528	19:47:40.528	19:49:43.029	2:02.501	2:02.501		

**17** Nicolas Abella Romero Renault CLIO CUP V

ESCUADERIA LA CORUÑA

Nº	Hora Día	Tiempo	Tiempo Salida	Tiempo Box	T. Box Total	Handicap	Diff.
1	19:39:06.586	19:39:06.586	19:40:27.703	1:21.117	1:21.117		
2	19:50:21.374	19:50:21.374	19:50:38.296	16.922	1:38.039		

**22** Stephan Polderman Renault CLIO CUP V

A.SCHIMPF TEAM

Nº	Hora Día	Tiempo	Tiempo Salida	Tiempo Box	T. Box Total	Handicap	Diff.
1	19:42:52.875	19:42:52.875	19:45:58.312	3:05.437	3:05.437		

**23** Jose Antonio Gomez Gutierrez Renault CLIO CUP V

ESCUADERIA LA CORUÑA

Nº	Hora Día	Tiempo	Tiempo Salida	Tiempo Box	T. Box Total	Handicap	Diff.
1	19:44:35.491	19:44:35.491	19:47:54.163	3:18.672	3:18.672		

**41** Alejandro Iribas Estrada Renault CLIO CUP V

ESCUADERIA LA CORUÑA

Nº	Hora Día	Tiempo	Tiempo Salida	Tiempo Box	T. Box Total	Handicap	Diff.
1	19:40:38.613	19:40:38.613	19:43:40.138	3:01.525	3:01.525		

**65** Fabien Julia Renault CLIO CUP V

FABIEN JULIA

Nº	Hora Día	Tiempo	Tiempo Salida	Tiempo Box	T. Box Total	Handicap	Diff.
1	19:45:42.631	19:45:42.631	19:47:32.467	1:49.836	1:49.836		

**66** Alejandro Romero Beiro Renault CLIO CUP V

MOTOR CLUB SABADELL

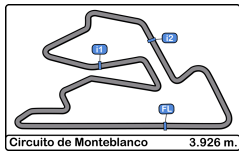
Nº	Hora Día	Tiempo	Tiempo Salida	Tiempo Box	T. Box Total	Handicap	Diff.
1	19:38:42.713	19:38:42.713	19:40:19.125	1:36.412	1:36.412		

**88** Mauro Tim Polderman Renault CLIO CUP V

A.SCHIMPF TEAM

Nº	Hora Día	Tiempo	Tiempo Salida	Tiempo Box	T. Box Total	Handicap	Diff.
1	19:40:42.987	19:40:42.987	19:45:56.860	5:13.873	5:13.873		
2	19:52:03.243	19:52:03.243	19:55:21.855	3:18.612	8:32.485		





**Monteblando**  
**COPA NACIONAL**  
**Entrenamiento Privado**  
**Informe Meteorológico**



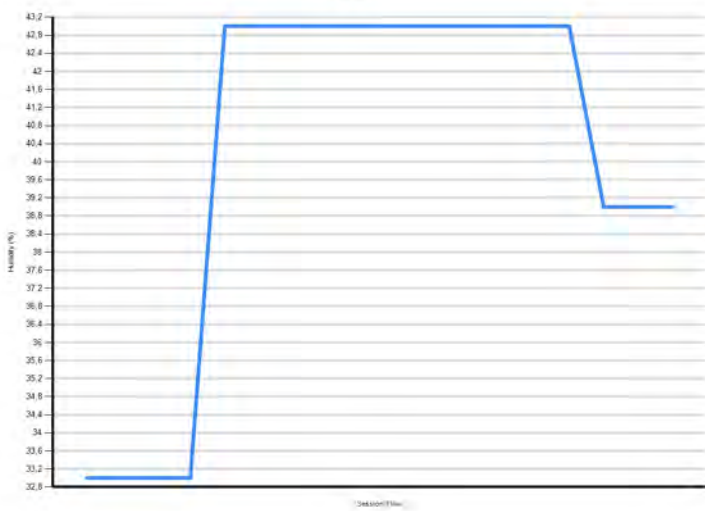
Temperatura Aire



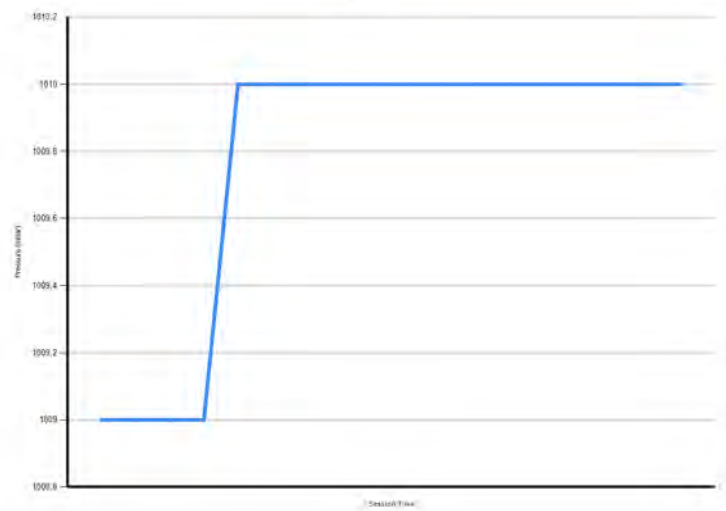
Temperatura Pista



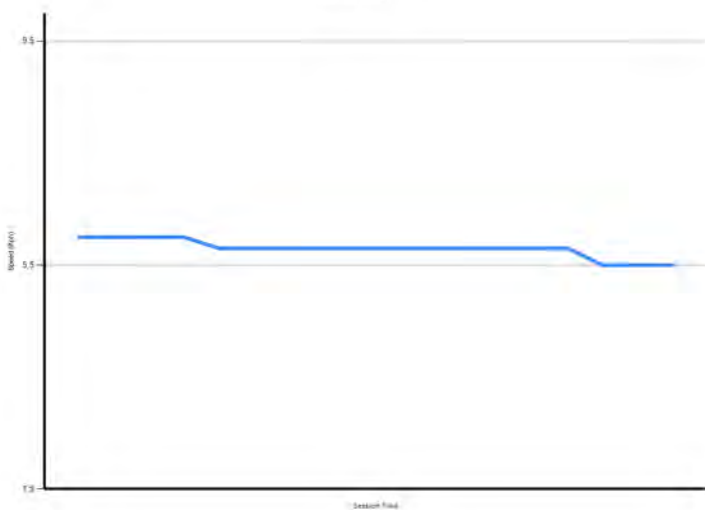
Humedad



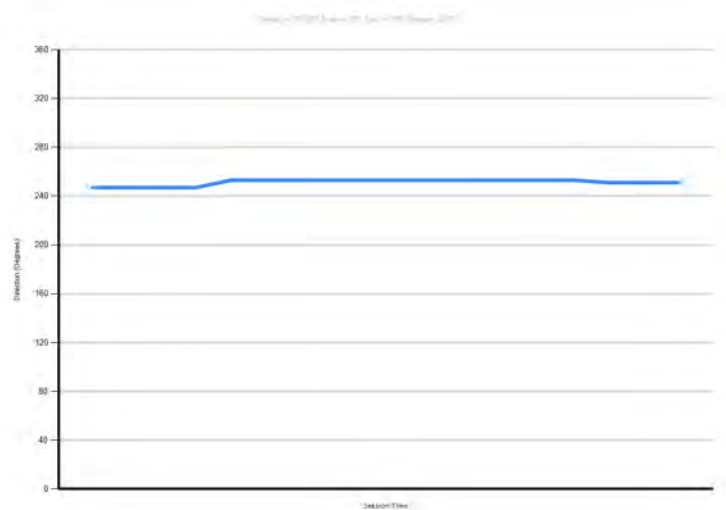
Presión

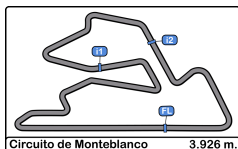


Velocidad Viento



Dirección Viento





Monteblanco  
COPA NACIONAL  
Entrenamiento Cronometrado 1  
Resultados Provisionales

COPA NACIONAL  
V-LINE ORG.

Clas	Nº	Piloto	Cat	Clas	Equipo	Vehiculo	Vtas.	Mejor	Tiempo	Dif 1º	Interval	Km/h
1	88	Mauro Tim Polderman			A.SCHIMPF TEAM	Renault CLIO CUP V	7	5	1:55.624			122.2
2	22	Stephan Polderman			A.SCHIMPF TEAM	Renault CLIO CUP V	6	5	1:55.626	0.002	0.002	122.2
3	65	Fabien Julia			FABIEN JULIA	Renault CLIO CUP V	7	6	1:55.654	0.030	0.028	122.2
4	41	Alejandro Iribas Estrada			ESCUADERIA LA CORUÑA	Renault CLIO CUP V	7	6	1:55.907	0.283	0.253	121.9
5	17	Nicolas Abella Romero			ESCUADERIA LA CORUÑA	Renault CLIO CUP V	7	5	1:56.006	0.382	0.099	121.8
6	66	Alejandro Romero Beiro			MOTOR CLUB SABADELL	Renault CLIO CUP V	7	5	1:56.478	0.854	0.472	121.3
7	10	Maximo Varela Ortiz			ESCUADERIA LA CORUÑA	Renault CLIO CUP V	9	7	1:56.964	1.340	0.486	120.8
8	21	Lydia Sempere Frances			A.SCHIMPF TEAM	Renault CLIO CUP V	8	5	1:57.467	1.843	0.503	120.3
9	8	Joaquín Rodrigo Perez			AUTOMÓVIL CLUB	Renault CLIO CUP V	7	6	1:57.590	1.966	0.123	120.1
10	30	Sergio Cabal Diez			RASANTE SPORT	Renault CLIO CUP V	8	7	1:58.620	2.996	1.030	119.1
11	23	Jose Antonio Gomez Gutierrez			ESCUADERIA LA CORUÑA	Renault CLIO CUP V	3	3	2:36.412	40.788	37.792	90.3

Publicado a las:.....

Temp Pista: 30.7 °C Temp Aire: 24.8 °C Humedad: 43 % Estado Pista: SECA

Director Carrera:

Máximo Guerrero

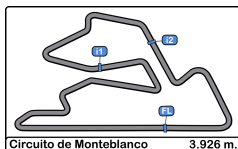
DPB-0803-ESP/NA

Cronometrador:

  
Luis Garcia

JOB-2654-ESP/M





**Monteblanco**  
**COPA NACIONAL**



**Entrenamiento Cronometrado 1**

**Resultados Provisionales por Categoría**

Clas	Nº	Piloto	Cat	Clas	Equipo	Vehiculo	Vtas.	Mejor	Tiempo	Dif 1º	Interval	Km/h
1	88	Mauro Tim Polderman			A.SCHIMPF TEAM	Renault CLIO CUP V	7	5	1:55.624			122.2
2	22	Stephan Polderman			A.SCHIMPF TEAM	Renault CLIO CUP V	6	5	1:55.626	0.002	0.002	122.2
3	65	Fabien Julia			FABIEN JULIA	Renault CLIO CUP V	7	6	1:55.654	0.030	0.028	122.2
4	41	Alejandro Iribas Estrada			ESCUADERIA LA CORUÑA	Renault CLIO CUP V	7	6	1:55.907	0.283	0.253	121.9
5	17	Nicolas Abella Romero			ESCUADERIA LA CORUÑA	Renault CLIO CUP V	7	5	1:56.006	0.382	0.099	121.8
6	66	Alejandro Romero Beiro			MOTOR CLUB SABADELL	Renault CLIO CUP V	7	5	1:56.478	0.854	0.472	121.3
7	10	Maximo Varela Ortiz			ESCUADERIA LA CORUÑA	Renault CLIO CUP V	9	7	1:56.964	1.340	0.486	120.8
8	21	Lydia Sempere Frances			A.SCHIMPF TEAM	Renault CLIO CUP V	8	5	1:57.467	1.843	0.503	120.3
9	8	Joaquín Rodrigo Perez			AUTOMÓVIL CLUB	Renault CLIO CUP V	7	6	1:57.590	1.966	0.123	120.1
10	30	Sergio Cabal Diez			RASANTE SPORT	Renault CLIO CUP V	8	7	1:58.620	2.996	1.030	119.1
11	23	Jose Antonio Gomez Gutierrez			ESCUADERIA LA CORUÑA	Renault CLIO CUP V	3	3	2:36.412	40.788	37.792	90.3

Publicado a las:.....

Temp Pista: **30.7 °C** Temp Aire: **24.8 °C** Humedad: **43 %** Estado Pista: **SECA**

**Director Carrera:**

Máximo Guerrero

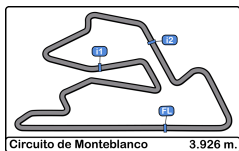
DPB-0803-ESP/NA

**Cronometrador:**

  
Luis Garcia

JOB-2654-ESP/M





**Monteblanco**  
**COPA NACIONAL**  
**Entrenamiento Cronometrado 1**  
**Tiempos Por Vuelta**



**8** Joaquín Rodrigo Perez Renault CLIO CUP V  
AUTOMÓVIL CLUB ZARAGOZA

Vta	D	Tiempo	Sector 1	Sector 2	Sector 3	T. Spd	Elapsed
1		10:02:38.082	10:01:27.405	35.235	35.442		10:02:38.082
2		2:01.857	59.250	30.939	31.668		10:04:39.939
3		1:58.956	57.226	30.386	31.344		10:06:38.895
4		2:01.182	1:00.337	30.386	30.459		10:08:40.077
5		1:57.768	57.143	30.194	30.431		10:10:37.845
6		1:57.590	56.742	30.320	30.528		10:12:35.435
7		3:07.361 P	1:18.725	45.047	1:03.589		10:15:42.796

**10** Maximo Varela Ortiz Renault CLIO CUP V  
ESCUDERIA LA CORUÑA

Vta	D	Tiempo	Sector 1	Sector 2	Sector 3	T. Spd	Elapsed
1		10:02:38.645	10:01:32.870	33.045	32.730		10:02:38.645
2		2:03.082	1:01.599	30.797	30.686		10:04:41.727
3		1:57.685	57.231	30.101	30.353		10:06:39.412
4		1:57.151	56.716	30.041	30.394		10:08:36.563
5		1:57.760	57.194	29.926	30.640		10:10:34.323
6		1:57.608	57.010	30.151	30.447		10:12:31.931
7		1:56.964	56.501	30.230	30.233		10:14:28.895
8		2:05.446	1:02.081	32.247	31.118		10:16:34.341
9		2:07.658 P	59.646	31.295	36.717		10:18:41.999

**17** Nicolas Abella Romero Renault CLIO CUP V  
ESCUDERIA LA CORUÑA

Vta	D	Tiempo	Sector 1	Sector 2	Sector 3	T. Spd	Elapsed
1		10:02:35.964	10:01:25.546	35.216	35.202		10:02:35.964
2		1:59.077	58.795	29.777	30.505		10:04:35.041
3		1:56.555	56.316	29.801	30.438		10:06:31.596
4		1:56.052	56.025	29.789	30.238		10:08:27.648
5		1:56.006	56.150	29.767	30.089		10:10:23.654
6		1:56.008	56.025	29.920	30.063		10:12:19.662
7		2:28.241 P	1:03.490	38.987	45.764		10:14:47.903

**21** Lydia Sempere Frances Renault CLIO CUP V  
A.SCHIMPF TEAM

Vta	D	Tiempo	Sector 1	Sector 2	Sector 3	T. Spd	Elapsed
1		10:02:42.926	10:01:36.731	33.109	33.086		10:02:42.926
2		2:13.936	59.676	38.646	35.614		10:04:56.862
3		1:58.406	57.262	30.444	30.700		10:06:55.268
4		1:57.889	56.959	30.515	30.415		10:08:53.157
5		1:57.467	56.610	30.368	30.489		10:10:50.624
6		1:57.786	56.702	30.571	30.513		10:12:48.410
7		1:57.624	56.542	30.517	30.565		10:14:46.034
8		2:06.109 P	56.816	30.654	38.639		10:16:52.143

**22** Stephan Polderman Renault CLIO CUP V  
A.SCHIMPF TEAM

Vta	D	Tiempo	Sector 1	Sector 2	Sector 3	T. Spd	Elapsed
1		10:02:43.592	10:01:37.350	32.787	33.455		10:02:43.592
2		2:12.230	1:00.834	38.627	32.769		10:04:55.822
3		1:57.406	57.100	29.943	30.363		10:06:53.228
4		1:56.410	56.159	29.827	30.424		10:08:49.638
5		1:55.626	55.651	29.779	30.196		10:10:45.264
6		2:40.035 P	55.965	47.155	56.915		10:13:25.299

**23** Jose Antonio Gomez Gutierrez Renault CLIO CUP V  
ESCUDERIA LA CORUÑA

Vta	D	Tiempo	Sector 1	Sector 2	Sector 3	T. Spd	Elapsed
1		10:02:34.045	10:01:27.662	32.373	34.010		10:02:34.045
2		9:36.081 P	1:02.082	31.510	8:02.489		10:12:10.126
3		2:36.412 P	1:20.308	34.448	41.656		10:14:46.538

**30** Sergio Cabal Diez Renault CLIO CUP V  
RASANTE SPORT

Vta	D	Tiempo	Sector 1	Sector 2	Sector 3	T. Spd	Elapsed
1		10:02:55.660	10:01:50.676	32.200	32.784		10:02:55.660
2		2:01.871	58.493	31.560	31.818		10:04:57.531
3		2:17.650 P	58.052	30.552	49.046		10:07:15.181
4		2:43.174	1:41.677	30.696	30.801		10:09:58.355
5		1:59.102	57.714	30.751	30.637		10:11:57.457
6		1:58.892	57.703	30.663	30.526		10:13:56.349
7		1:58.620	57.468	30.646	30.506		10:15:54.969
8		2:32.951 P	1:12.140	33.659	47.152		10:18:27.920

**41** Alejandro Iribas Estrada Renault CLIO CUP V  
ESCUDERIA LA CORUÑA

Vta	D	Tiempo	Sector 1	Sector 2	Sector 3	T. Spd	Elapsed
1		10:02:36.670	10:01:30.606	32.476	33.588		10:02:36.670
2		1:59.487	58.839	30.131	30.517		10:04:36.157
3		1:56.522	56.370	29.819	30.333		10:06:32.679
4		1:56.665	56.350	29.871	30.444		10:08:29.344
5		1:56.491	56.602	29.776	30.113		10:10:25.835
6		1:55.907	55.982	29.840	30.085		10:12:21.742
7		2:27.511 P	1:04.232	39.840	43.439		10:14:49.253

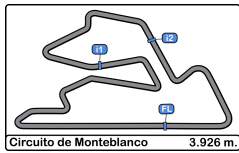
**65** Fabien Julia Renault CLIO CUP V  
FABIEN JULIA

Vta	D	Tiempo	Sector 1	Sector 2	Sector 3	T. Spd	Elapsed
1		10:03:45.895	10:02:39.065	34.401	32.429		10:03:45.895
2		1:56.997	56.737	29.761	30.499		10:05:42.892
3		1:56.110	56.249	29.737	30.124		10:07:39.002
4		1:55.928	56.067	29.900	29.961		10:09:34.930
5		1:55.771	55.943	29.881	29.947		10:11:30.701
6		1:55.654	56.013	29.666	29.975		10:13:26.355
7		2:29.355 P	1:02.613	38.321	48.421		10:15:55.710

**66** Alejandro Romero Beiro Renault CLIO CUP V  
MOTOR CLUB SABADELL

Vta	D	Tiempo	Sector 1	Sector 2	Sector 3	T. Spd	Elapsed
1		10:02:46.231	10:01:40.544	31.326	34.361		10:02:46.231
2		1:58.456	57.308	30.433	30.715		10:04:44.687
3		1:56.922	56.387	29.973	30.562		10:06:41.609
4		1:56.493	56.356	29.835	30.302		10:08:38.102
5		1:56.478	56.403	29.792	30.283		10:10:34.580
6		2:06.889	1:04.233	30.580	32.076		10:12:41.469
7		2:10.846 P	56.199	31.047	43.600		10:14:52.315





Montebianco  
COPA NACIONAL  
Entrenamiento Cronometrado 1  
Tiempos Por Vuelta

COPA NACIONAL  
V-LINE DRG

88

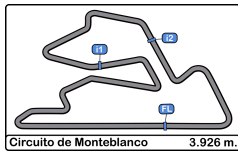
Mauro Tim Polderman

Renault CLIO CUP V

A.SCHIMPF TEAM

Vta	D	Tiempo	Sector 1	Sector 2	Sector 3	T. Spd	Elapsed
1		10:02:44.679	10:01:38.010	32.394	34.275		10:02:44.679
2		2:11.628	1:00.864	37.651	33.113		10:04:56.307
3		1:56.083	55.924	29.894	30.265		10:06:52.390
4		1:55.961	56.331	29.729	29.901		10:08:48.351
5		1:55.624	55.927	29.741	29.956		10:10:43.975
6		1:56.099	56.211	29.732	30.156		10:12:40.074
7		2:10.329 P	58.231	32.197	39.901		10:14:50.403



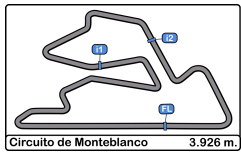


**Monteblando**  
**COPA NACIONAL**  
**Entrenamiento Cronometrado 1**  
**Mejores Sectores**



Sector - 1				Sector - 2				Sector - 3				Vta. Ideal vs Mejor Vta.				
Clas	Nº	Piloto	Tiempo	Nº	Piloto	Tiempo	Nº	Piloto	Tiempo	Clas	Nº	Piloto	Ideal Lap	Best Lap	Clas	
1	22	Stephan Polderman	55.651	65	Fabien Julia	29.666	88	Mauro Tim Polderman	29.901	1	88	Mauro Tim	1:55.554	1:55.624	1	
2	88	Mauro Tim Polderman	55.924	88	Mauro Tim Polderman	29.729	65	Fabien Julia	29.947	2	65	Fabien Julia	1:55.556	1:55.654	3	
3	65	Fabien Julia	55.943	17	Nicolas Abella Romero	29.767	17	Nicolas Abella Romero	30.063	3	22	Stephan Polderman	1:55.626	1:55.626	2	
4	41	Alejandro Iribas Estrada	55.982	41	Alejandro Iribas Estrada	29.776	41	Alejandro Iribas Estrada	30.085	4	41	Alejandro Iribas Estrada	1:55.843	1:55.907	4	
5	17	Nicolas Abella Romero	56.025	22	Stephan Polderman	29.779	22	Stephan Polderman	30.196	5	17	Nicolas Abella Romero	1:55.855	1:56.006	5	
6	66	Alejandro Romero Beiro	56.199	66	Alejandro Romero Beiro	29.792	10	Maximo Varela Ortiz	30.233	6	66	Alejandro Romero Beiro	1:56.274	1:56.478	6	
7	10	Maximo Varela Ortiz	56.501	10	Maximo Varela Ortiz	29.926	66	Alejandro Romero Beiro	30.283	7	10	Maximo Varela Ortiz	1:56.660	1:56.964	7	
8	21	Lydia Sempere Frances	56.542	8	Joaquín Rodrigo Perez	30.194	21	Lydia Sempere Frances	30.415	8	21	Lydia Sempere Frances	1:57.325	1:57.467	8	
9	8	Joaquín Rodrigo Perez	56.742	21	Lydia Sempere Frances	30.368	8	Joaquín Rodrigo Perez	30.431	9	8	Joaquín Rodrigo Perez	1:57.367	1:57.590	9	
10	30	Sergio Cabal Diez	57.468	30	Sergio Cabal Diez	30.552	30	Sergio Cabal Diez	30.506	10	30	Sergio Cabal Diez	1:58.526	1:58.620	10	
11	23	Jose Antonio Gomez Gutierrez	1:02.082	23	Jose Antonio Gomez Gutierrez	31.510	23	Jose Antonio Gomez Gutierrez	34.010	11	23	Jose Antonio Gomez Gutierrez	2:07.602	2:36.412	11	



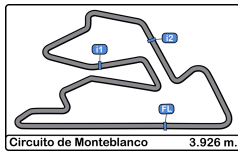


Monteblando  
COPA NACIONAL  
Entrenamiento Cronometrado 1  
5 Mejores Tiempos

COPA NACIONAL  
V-LINE DRG

Cls	Nº	Piloto	Cat	Cls	Equipo	Vehiculo	Mejor 1		Mejor 2		Mejor 3		Mejor 4		Mejor 5	
							Tiemp	Vta	Tiemp	Vta	Tiemp	Vta	Tiemp	Vta	Tiemp	Vta
1	88	Mauro Tim Polderman			A.SCHIMPF TEAM	Renault CLIO CUP V	1:55.624	5	1:55.961	4	1:56.083	3	1:56.099	6	2:10.329	7
2	22	Stephan Polderman			A.SCHIMPF TEAM	Renault CLIO CUP V	1:55.626	5	1:56.410	4	1:57.406	3	2:12.230	2	2:40.035	6
3	65	Fabien Julia			FABIEN JULIA	Renault CLIO CUP V	1:55.654	6	1:55.771	5	1:55.928	4	1:56.110	3	1:56.997	2
4	41	Alejandro Iribas Estrada			ESCUDERIA LA CORUÑA	Renault CLIO CUP V	1:55.907	6	1:56.491	5	1:56.522	3	1:56.665	4	1:59.487	2
5	17	Nicolas Abella Romero			ESCUDERIA LA CORUÑA	Renault CLIO CUP V	1:56.006	5	1:56.008	6	1:56.052	4	1:56.555	3	1:59.077	2
6	66	Alejandro Romero Beiro			MOTOR CLUB SABADELL	Renault CLIO CUP V	1:56.478	5	1:56.493	4	1:56.922	3	1:58.456	2	2:06.889	6
7	10	Maximo Varela Ortiz			ESCUDERIA LA CORUÑA	Renault CLIO CUP V	1:56.964	7	1:57.151	4	1:57.608	6	1:57.685	3	1:57.760	5
8	21	Lydia Sempere Frances			A.SCHIMPF TEAM	Renault CLIO CUP V	1:57.467	5	1:57.624	7	1:57.786	6	1:57.889	4	1:58.406	3
9	8	Joaquín Rodrigo Perez			AUTOMÓVIL CLUB	Renault CLIO CUP V	1:57.590	6	1:57.768	5	1:58.956	3	2:01.182	4	2:01.857	2
10	30	Sergio Cabal Diez			RASANTE SPORT	Renault CLIO CUP V	1:58.620	7	1:58.892	6	1:59.102	5	2:01.871	2	2:17.650	3
11	23	Jose Antonio Gomez Gutierrez			ESCUDERIA LA CORUÑA	Renault CLIO CUP V	2:36.412	3	9:36.081	2						

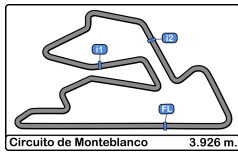




Monteblanco  
COPA NACIONAL  
Entrenamiento Cronometrado 1  
Secuencia Vueltas Rápidas

COPA NACIONAL  
V-LINE DRG

Vta	Hora Día	Tiempo Sesión	Nº Piloto	Cat	Equipo	Vehiculo	Tiempo	Km/h
2	10:04:35.041	4:35.041	17 Nicolas Abella Romero		ESCUDERIA LA CORUÑA	Renault CLIO CUP V	1:59.077	118.6
2	10:04:44.687	4:44.687	66 Alejandro Romero Beiro		MOTOR CLUB SABADELL	Renault CLIO CUP V	1:58.456	119.3
2	10:05:42.892	5:42.892	65 Fabien Julia		FABIEN JULIA	Renault CLIO CUP V	1:56.997	120.8
3	10:06:31.596	6:31.596	17 Nicolas Abella Romero		ESCUDERIA LA CORUÑA	Renault CLIO CUP V	1:56.555	121.2
3	10:06:32.679	6:32.679	41 Alejandro Iribas Estrada		ESCUDERIA LA CORUÑA	Renault CLIO CUP V	1:56.522	121.2
3	10:06:52.390	6:52.390	88 Mauro Tim Polderman		A.SCHIMPF TEAM	Renault CLIO CUP V	1:56.083	121.7
4	10:08:27.648	8:27.648	17 Nicolas Abella Romero		ESCUDERIA LA CORUÑA	Renault CLIO CUP V	1:56.052	121.7
4	10:08:48.351	8:48.351	88 Mauro Tim Polderman		A.SCHIMPF TEAM	Renault CLIO CUP V	1:55.961	121.8
4	10:09:34.930	9:34.930	65 Fabien Julia		FABIEN JULIA	Renault CLIO CUP V	1:55.928	121.9
5	10:10:43.975	10:43.975	88 Mauro Tim Polderman		A.SCHIMPF TEAM	Renault CLIO CUP V	1:55.624	122.2



**Montebianco**  
**COPA NACIONAL**  
**Entrenamiento Cronometrado 1**  
**Tiempos Parada en Pit**



23

Jose Antonio Gomez  
Gutierrez

Renault CLIO CUP V

ESCUDERIA LA CORUÑA

Nº	Hora Día	Tiempo	Tiempo Salida	Tiempo Box	T. Box Total	Handicap	Diff.
1	10:08:11.488	10:08:11.488	10:12:32.595	4:21.107	4:21.107		

30

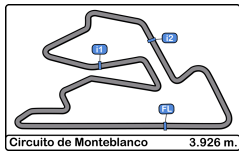
Sergio Cabal Diez

Renault CLIO CUP V

RASANTE SPORT

Nº	Hora Día	Tiempo	Tiempo Salida	Tiempo Box	T. Box Total	Handicap	Diff.
1	10:07:09.401	10:07:09.401	10:08:00.550	51.149	51.149		

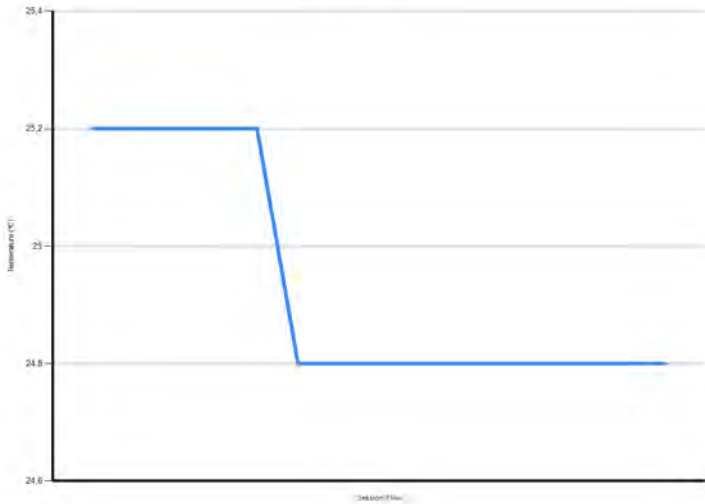




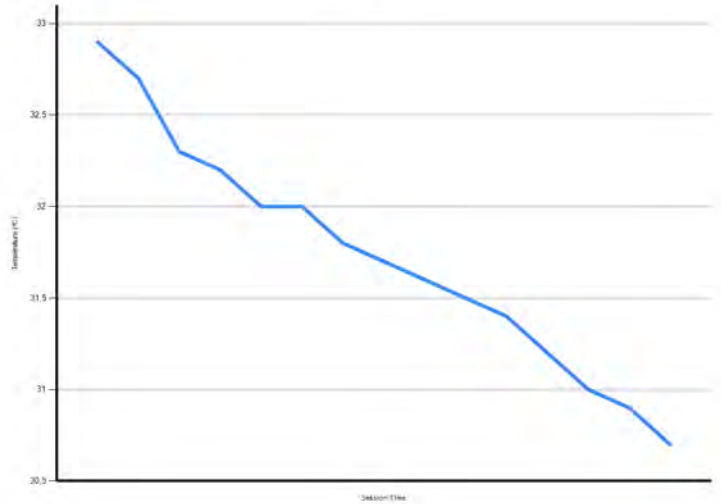
**Monteblando**  
**COPA NACIONAL**  
**Entrenamiento Cronometrado 1**  
**Informe Meteorológico**



Temperatura Aire



Temperatura Pista



Humidad



Presión

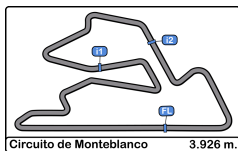


Velocidad Viento



Dirección Viento





**Monteblando**  
**COPA NACIONAL**  
**Entrenamiento Cronometrado 1**  
**Resultados Finales**



Clas	Nº	Piloto	Cat	Clas	Equipo	Vehiculo	Vtas.	Mejor	Tiempo	Dif 1º	Interval	Km/h
1	88	Mauro Tim Polderman			A.SCHIMPF TEAM	Renault CLIO CUP V	7	5	1:55.624			122.2
2	22	Stephan Polderman			A.SCHIMPF TEAM	Renault CLIO CUP V	6	5	1:55.626	0.002	0.002	122.2
3	65	Fabien Julia			FABIEN JULIA	Renault CLIO CUP V	7	6	1:55.654	0.030	0.028	122.2
4	41	Alejandro Iribas Estrada			ESCUADERIA LA CORUÑA	Renault CLIO CUP V	7	6	1:55.907	0.283	0.253	121.9
5	17	Nicolas Abella Romero			ESCUADERIA LA CORUÑA	Renault CLIO CUP V	7	5	1:56.006	0.382	0.099	121.8
6	66	Alejandro Romero Beiro			MOTOR CLUB SABADELL	Renault CLIO CUP V	7	5	1:56.478	0.854	0.472	121.3
7	10	Maximo Varela Ortiz			ESCUADERIA LA CORUÑA	Renault CLIO CUP V	9	7	1:56.964	1.340	0.486	120.8
8	21	Lydia Sempere Frances			A.SCHIMPF TEAM	Renault CLIO CUP V	8	5	1:57.467	1.843	0.503	120.3
9	8	Joaquín Rodrigo Perez			AUTOMÓVIL CLUB	Renault CLIO CUP V	7	6	1:57.590	1.966	0.123	120.1
10	30	Sergio Cabal Diez			RASANTE SPORT	Renault CLIO CUP V	8	7	1:58.620	2.996	1.030	119.1
11	23	Jose Antonio Gomez Gutierrez			ESCUADERIA LA CORUÑA	Renault CLIO CUP V	3	3	2:36.412	40.788	37.792	90.3

Publicado a las:.....

Temp Pista: **30.7 °C** Temp Aire: **24.8 °C** Humedad: **43 %** Estado Pista: **SECA**


**Comisarios Deportivos:**

Josep Cartanya  
 CD-989-ESP/CAT

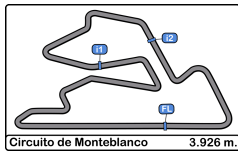
Juan Luis Elena Falco  
 CD-0350-ESP/AN

Carlos Melero Mora  
 CD-2124-ESP/AN

**Cronometrador:**

  
 Luis Garcia  
 JOB-2654-ESP/M





**Monteblando**  
**COPA NACIONAL**  
**Entrenamiento Cronometrado 2**  
**Resultados Provisionales**



Clas	Nº	Piloto	Cat	Clas	Equipo	Vehiculo	Vtas.	Mejor	Tiempo	Dif 1º	Interval	Km/h
1	88	Mauro Tim Polderman			A.SCHIMPF TEAM	Renault CLIO CUP V	6	4	1:55.143			122.7
2	17	Nicolas Abella Romero			ESCUADERIA LA CORUÑA	Renault CLIO CUP V	8	2	1:55.234	0.091	0.091	122.6
3	22	Stephan Polderman			A.SCHIMPF TEAM	Renault CLIO CUP V	8	4	1:55.389	0.246	0.155	122.4
4	65	Fabien Julia			FABIEN JULIA	Renault CLIO CUP V	6	2	1:55.760	0.617	0.371	122.0
5	41	Alejandro Iribas Estrada			ESCUADERIA LA CORUÑA	Renault CLIO CUP V	9	2	1:55.923	0.780	0.163	121.9
6	10	Maximo Varela Ortiz			ESCUADERIA LA CORUÑA	Renault CLIO CUP V	9	5	1:56.116	0.973	0.193	121.7
7	66	Alejandro Romero Beiro			MOTOR CLUB SABADELL	Renault CLIO CUP V	6	4	1:56.299	1.156	0.183	121.5
8	21	Lydia Sempere Frances			A.SCHIMPF TEAM	Renault CLIO CUP V	9	7	1:56.758	1.615	0.459	121.0
9	8	Joaquín Rodrigo Perez			AUTOMÓVIL CLUB	Renault CLIO CUP V	6	3	1:57.247	2.104	0.489	120.5
10	30	Sergio Cabal Diez			RASANTE SPORT	Renault CLIO CUP V	7	2	1:58.801	3.658	1.554	118.9
11	23	Jose Antonio Gomez Gutierrez			ESCUADERIA LA CORUÑA	Renault CLIO CUP V	3	3	3:02.303	1:07.160	1:03.502	77.5

Publicado a las:.....

Temp Pista: **35.0 °C** Temp Aire: **26.8 °C** Humedad: **43 %** Estado Pista: **SECA**

**Director Carrera:**

Máximo Guerrero

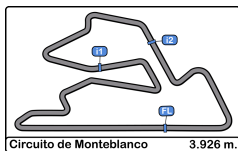
DPB-0803-ESP/NA

**Cronometrador:**

  
 Luis Garcia

JOB-2654-ESP/M





**Monteblanco**  
**COPA NACIONAL**



**Entrenamiento Cronometrado 2**

**Resultados Provisionales por Categoría**

Clas	Nº	Piloto	Cat	Clas	Equipo	Vehículo	Vtas.	Mejor	Tiempo	Dif 1º	Interval	Km/h
1	88	Mauro Tim Polderman			A.SCHIMPF TEAM	Renault CLIO CUP V	6	4	1:55.143			122.7
2	17	Nicolas Abella Romero			ESCUADERIA LA CORUÑA	Renault CLIO CUP V	8	2	1:55.234	0.091	0.091	122.6
3	22	Stephan Polderman			A.SCHIMPF TEAM	Renault CLIO CUP V	8	4	1:55.389	0.246	0.155	122.4
4	65	Fabien Julia			FABIEN JULIA	Renault CLIO CUP V	6	2	1:55.760	0.617	0.371	122.0
5	41	Alejandro Iribas Estrada			ESCUADERIA LA CORUÑA	Renault CLIO CUP V	9	2	1:55.923	0.780	0.163	121.9
6	10	Maximo Varela Ortiz			ESCUADERIA LA CORUÑA	Renault CLIO CUP V	9	5	1:56.116	0.973	0.193	121.7
7	66	Alejandro Romero Beiro			MOTOR CLUB SABADELL	Renault CLIO CUP V	6	4	1:56.299	1.156	0.183	121.5
8	21	Lydia Sempere Frances			A.SCHIMPF TEAM	Renault CLIO CUP V	9	7	1:56.758	1.615	0.459	121.0
9	8	Joaquín Rodrigo Perez			AUTOMÓVIL CLUB	Renault CLIO CUP V	6	3	1:57.247	2.104	0.489	120.5
10	30	Sergio Cabal Diez			RASANTE SPORT	Renault CLIO CUP V	7	2	1:58.801	3.658	1.554	118.9
11	23	Jose Antonio Gomez Gutierrez			ESCUADERIA LA CORUÑA	Renault CLIO CUP V	3	3	3:02.303	1:07.160	1:03.502	77.5

Publicado a las:.....

Temp Pista: **35.0 °C** Temp Aire: **26.8 °C** Humedad: **43 %** Estado Pista: **SECA**

**Director Carrera:**

Máximo Guerrero

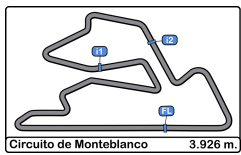
DPB-0803-ESP/NA

**Cronometrador:**

  
Luis Garcia

JOB-2654-ESP/M





**Monteblando**  
**COPA NACIONAL**  
**Entrenamiento Cronometrado 2**  
**Tiempos Por Vuelta**



**8** Joaquín Rodrigo Perez Renault CLIO CUP V  
AUTOMÓVIL CLUB ZARAGOZA

Vta	D	Tiempo	Sector 1	Sector 2	Sector 3	T. Spd	Elapsed
1		10:22:35.726	10:21:34.216	30.761	30.749		10:22:35.726
2		2:12.005	1:04.764	36.867	30.374		10:24:47.731
3		1:57.247	56.662	29.993	30.592		10:26:44.978
4		1:57.602	56.623	30.364	30.615		10:28:42.580
5		1:58.987	56.597	30.329	32.061		10:30:41.567
6		3:00.560 P	1:23.321	42.408	54.831		10:33:42.127

**10** Maximo Varela Ortiz Renault CLIO CUP V  
ESCUDERIA LA CORUÑA

Vta	D	Tiempo	Sector 1	Sector 2	Sector 3	T. Spd	Elapsed
1		10:22:28.088	10:21:26.363	31.108	30.617		10:22:28.088
2		1:56.518	56.574	29.826	30.118		10:24:24.606
3		1:56.755	56.761	29.893	30.101		10:26:21.361
4		2:19.903	1:05.278	38.399	36.226		10:28:41.264
5		1:56.116	56.454	29.700	29.962		10:30:37.380
6		2:03.414	56.833	32.650	33.931		10:32:40.794
7		2:03.744	57.171	35.762	30.811		10:34:44.538
8		1:56.897	56.619	29.953	30.325		10:36:41.435
9		2:20.604 P	1:03.517	35.112	41.975		10:39:02.039

**17** Nicolas Abella Romero Renault CLIO CUP V  
ESCUDERIA LA CORUÑA

Vta	D	Tiempo	Sector 1	Sector 2	Sector 3	T. Spd	Elapsed
1		10:22:26.048	10:21:25.478	30.265	30.305		10:22:26.048
2		1:55.234	55.777	29.515	29.942		10:24:21.282
3		1:55.541	55.743	29.691	30.107		10:26:16.823
4		2:32.025 P	1:09.124	38.195	44.706		10:28:48.848
5		3:54.600	2:35.671	41.272	37.657		10:32:43.448
6		1:57.877	58.262	29.707	29.908		10:34:41.325
7		1:55.328	55.740	29.663	29.925		10:36:36.653
8		2:21.702 P	1:05.366	36.176	40.160		10:38:58.355

**21** Lydia Sempere Frances Renault CLIO CUP V  
A.SCHIMPF TEAM

Vta	D	Tiempo	Sector 1	Sector 2	Sector 3	T. Spd	Elapsed
1		10:22:59.229	10:21:43.291	37.818	38.120		10:22:59.229
2		2:08.179	1:02.274	33.582	32.323		10:25:07.408
3		1:57.050	56.806	30.026	30.218		10:27:04.458
4		1:56.914	56.465	30.404	30.045		10:29:01.372
5		1:57.302	56.703	30.425	30.174		10:30:58.674
6		1:57.144	56.751	30.240	30.153		10:32:55.818
7		1:56.758	56.395	30.163	30.200		10:34:52.576
8		1:57.283	56.595	30.189	30.499		10:36:49.859
9		2:16.583 P	59.023	32.978	44.582		10:39:06.442

**22** Stephan Polderman Renault CLIO CUP V  
A.SCHIMPF TEAM

Vta	D	Tiempo	Sector 1	Sector 2	Sector 3	T. Spd	Elapsed
1		10:22:57.938	10:21:41.308	38.188	38.442		10:22:57.938
2		2:08.305	1:01.762	34.136	32.407		10:25:06.243
3		1:56.975	56.797	29.749	30.429		10:27:03.218
4		1:55.389	55.595	29.662	30.132		10:28:58.607
5		1:56.370	55.689	29.794	30.887		10:30:54.977
6		1:59.584	56.442	31.280	31.862		10:32:54.561
7		1:59.002	58.399	30.188	30.415		10:34:53.563
8		2:09.801 P	56.132	32.110	41.559		10:37:03.364

**23** Jose Antonio Gomez Gutierrez Renault CLIO CUP V  
ESCUDERIA LA CORUÑA

Vta	D	Tiempo	Sector 1	Sector 2	Sector 3	T. Spd	Elapsed
1		10:23:20.526 P	10:21:46.710	40.820	52.996		10:23:20.526
2		5:22.488 P			6:15.484		10:28:43.014
3		3:02.303 P	1:26.849	42.143	53.311		10:31:45.317

**30** Sergio Cabal Diez Renault CLIO CUP V  
RASANTE SPORT

Vta	D	Tiempo	Sector 1	Sector 2	Sector 3	T. Spd	Elapsed
1		10:22:29.777	10:21:27.895	31.230	30.652		10:22:29.777
2		1:58.801	57.696	30.615	30.490		10:24:28.578
3		2:17.435 P	57.887	31.333	48.215		10:26:46.013
4		2:58.409	1:56.639		3:46.624		10:29:44.422
5		1:59.179	57.402	30.937	30.840		10:31:43.601
6		1:59.993	58.188	30.974	30.831		10:33:43.594
7		2:15.719 P	58.359	32.802	44.558		10:35:59.313

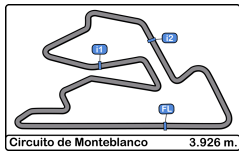
**41** Alejandro Iribas Estrada Renault CLIO CUP V  
ESCUDERIA LA CORUÑA

Vta	D	Tiempo	Sector 1	Sector 2	Sector 3	T. Spd	Elapsed
1		10:22:48.463	10:21:43.415	31.275	33.773		10:22:48.463
2		1:55.923	56.288	29.642	29.993		10:24:44.386
3		1:57.779	56.219	29.996	31.564		10:26:42.165
4		1:56.535	56.128	29.798	30.609		10:28:38.700
5		1:56.664	56.292	29.840	30.532		10:30:35.364
6		2:09.135	56.431	36.794	35.910		10:32:44.499
7		1:56.234	56.188	29.849	30.197		10:34:40.733
8		1:57.361	57.333	29.687	30.341		10:36:38.094
9		2:22.268 P	1:05.907	34.964	41.397		10:39:00.362

**65** Fabien Julia Renault CLIO CUP V  
FABIEN JULIA

Vta	D	Tiempo	Sector 1	Sector 2	Sector 3	T. Spd	Elapsed
1		10:24:45.629	10:23:46.164	29.732	29.733		10:24:45.629
2		1:55.760	55.981	29.708	30.071		10:26:41.389
3		1:56.269	55.966	29.918	30.385		10:28:37.658
4		2:00.520	55.951	29.883	34.686		10:30:38.178
5		2:09.324 P	56.166	29.828	43.330		10:32:47.502
6		3:26.472 P	1:54.159	42.108	50.205		10:36:13.974





**Montebianco**  
**COPA NACIONAL**  
**Entrenamiento Cronometrado 2**  
**Tiempos Por Vuelta**



**66**

Alejandro Romero Beiro

Renault CLIO CUP V

MOTOR CLUB SABADELL

Vta	D	Tiempo	Sector 1	Sector 2	Sector 3	T. Spd	Elapsed
1		10:22:58.909	10:21:43.922	33.357	41.630		10:22:58.909
2		1:56.526	56.116	30.190	30.220		10:24:55.435
3		2:08.403	56.151	30.180	42.072		10:27:03.838
4		1:56.299	55.939	29.965	30.395		10:29:00.137
5		2:00.916	59.494	30.725	30.697		10:31:01.053
6		2:17.371 P	58.791	35.328	43.252		10:33:18.424

**88**

Mauro Tim Polderman

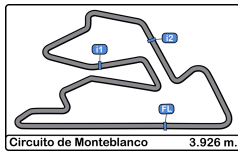
Renault CLIO CUP V

A.SCHIMPF TEAM

Vta	D	Tiempo	Sector 1	Sector 2	Sector 3	T. Spd	Elapsed
1		10:22:58.702	10:21:42.131	38.258	38.313		10:22:58.702
2		2:07.940	1:01.766	34.107	32.067		10:25:06.642
3		1:55.611	55.865	29.723	30.023		10:27:02.253
4		1:55.143	55.520	29.641	29.982		10:28:57.396
5		1:57.766	56.392	31.165	30.209		10:30:55.162
6		2:05.294 P	55.803	32.051	37.440		10:33:00.456





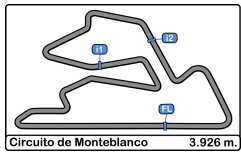


**Monteblando**  
**COPA NACIONAL**  
**Entrenamiento Cronometrado 2**  
**Mejores Sectores**



Sector - 1			Sector - 2			Sector - 3			Vta. Ideal vs Mejor Vta.						
Clas	Nº	Piloto	Tiempo	Nº	Piloto	Tiempo	Nº	Piloto	Tiempo	Clas	Nº	Piloto	Ideal Lap	Best Lap	Clas
1	88	Mauro Tim Polderman	55.520	17	Nicolas Abella Romero	29.515	65	Fabien Julia	29.733	1	88	Mauro Tim	1:55.143	1:55.143	1
2	22	Stephan Polderman	55.595	88	Mauro Tim Polderman	29.641	17	Nicolas Abella Romero	29.908	2	17	Nicolas Abella Romero	1:55.163	1:55.234	2
3	17	Nicolas Abella Romero	55.740	41	Alejandro Iribas Estrada	29.642	10	Maximo Varela Ortiz	29.962	3	22	Stephan Polderman	1:55.389	1:55.389	3
4	66	Alejandro Romero Beiro	55.939	22	Stephan Polderman	29.662	88	Mauro Tim Polderman	29.982	4	65	Fabien Julia	1:55.392	1:55.760	4
5	65	Fabien Julia	55.951	10	Maximo Varela Ortiz	29.700	41	Alejandro Iribas Estrada	29.993	5	41	Alejandro Iribas Estrada	1:55.763	1:55.923	5
6	41	Alejandro Iribas Estrada	56.128	65	Fabien Julia	29.708	21	Lydia Sempere Frances	30.045	6	10	Maximo Varela Ortiz	1:56.116	1:56.116	6
7	21	Lydia Sempere Frances	56.395	66	Alejandro Romero Beiro	29.965	22	Stephan Polderman	30.132	7	66	Alejandro Romero Beiro	1:56.124	1:56.299	7
8	10	Maximo Varela Ortiz	56.454	8	Joaquín Rodrigo Perez	29.993	66	Alejandro Romero Beiro	30.220	8	21	Lydia Sempere Frances	1:56.466	1:56.758	8
9	8	Joaquín Rodrigo Perez	56.597	21	Lydia Sempere Frances	30.026	8	Joaquín Rodrigo Perez	30.374	9	8	Joaquín Rodrigo Perez	1:56.964	1:57.247	9
10	30	Sergio Cabal Diez	57.402	30	Sergio Cabal Diez	30.615	30	Sergio Cabal Diez	30.490	10	30	Sergio Cabal Diez	1:58.507	1:58.801	10
11	23	Jose Antonio Gomez Gutierrez	1:26.849	23	Jose Antonio Gomez Gutierrez	40.820	23	Jose Antonio Gomez Gutierrez	52.996	11	23	Jose Antonio Gomez Gutierrez	3:00.665	3:02.303	11

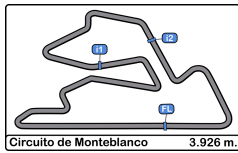




Monteblando  
COPA NACIONAL  
Entrenamiento Cronometrado 2  
5 Mejores Tiempos

COPA NACIONAL  
V-LINE DRG

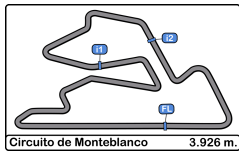
Cls	Nº	Piloto	Cat	Cls	Equipo	Vehiculo	Mejor 1		Mejor 2		Mejor 3		Mejor 4		Mejor 5	
							Tiemp	Vta	Tiemp	Vta	Tiemp	Vta	Tiemp	Vta	Tiemp	Vta
1	88	Mauro Tim Polderman			A.SCHIMPF TEAM	Renault CLIO CUP V	1:55.143	4	1:55.611	3	1:57.766	5	2:05.294	6	2:07.940	2
2	17	Nicolas Abella Romero			ESCUDERIA LA CORUÑA	Renault CLIO CUP V	1:55.234	2	1:55.328	7	1:55.541	3	1:57.877	6	2:21.702	8
3	22	Stephan Polderman			A.SCHIMPF TEAM	Renault CLIO CUP V	1:55.389	4	1:56.370	5	1:56.975	3	1:59.002	7	1:59.584	6
4	65	Fabien Julia			FABIEN JULIA	Renault CLIO CUP V	1:55.760	2	1:56.269	3	2:00.520	4	2:09.324	5	3:26.472	6
5	41	Alejandro Iribas Estrada			ESCUDERIA LA CORUÑA	Renault CLIO CUP V	1:55.923	2	1:56.234	7	1:56.535	4	1:56.664	5	1:57.361	8
6	10	Maximo Varela Ortiz			ESCUDERIA LA CORUÑA	Renault CLIO CUP V	1:56.116	5	1:56.518	2	1:56.755	3	1:56.897	8	2:03.414	6
7	66	Alejandro Romero Beiro			MOTOR CLUB SABADELL	Renault CLIO CUP V	1:56.299	4	1:56.526	2	2:00.916	5	2:08.403	3	2:17.371	6
8	21	Lydia Sempere Frances			A.SCHIMPF TEAM	Renault CLIO CUP V	1:56.758	7	1:56.914	4	1:57.050	3	1:57.144	6	1:57.283	8
9	8	Joaquín Rodrigo Perez			AUTOMÓVIL CLUB	Renault CLIO CUP V	1:57.247	3	1:57.602	4	1:58.987	5	2:12.005	2	3:00.560	6
10	30	Sergio Cabal Diez			RASANTE SPORT	Renault CLIO CUP V	1:58.801	2	1:59.179	5	1:59.993	6	2:15.719	7	2:17.435	3
11	23	Jose Antonio Gomez Gutierrez			ESCUDERIA LA CORUÑA	Renault CLIO CUP V	3:02.303	3	5:22.488	2						



Monteblando  
COPA NACIONAL  
Entrenamiento Cronometrado 2  
Secuencia Vueltas Rápidas

COPA NACIONAL  
V-LINE DRG.

Vta	Hora Día	Tiempo Sesión	Nº Piloto	Cat	Equipo	Vehiculo	Tiempo	Km/h
2	10:24:21.282	4:21.282	17 Nicolas Abella Romero		ESCUDERIA LA CORUÑA	Renault CLIO CUP V	1:55.234	122.6
4	10:28:57.396	8:57.396	88 Mauro Tim Polderman		A.SCHIMPF TEAM	Renault CLIO CUP V	1:55.143	122.7



**Monteblanco**  
**COPA NACIONAL**  
**Entrenamiento Cronometrado 2**  
**Tiempos Parada en Pit**



**17** Nicolas Abella Romero Renault CLIO CUP V

ESCUADERIA LA CORUÑA

Nº	Hora Día Parada	Tiempo Parada	Tiempo Salida	Tiempo Box	T. Box Total	Handicap	Diff.
1	10:28:46.182	10:28:46.182	10:30:12.203	1:26.021	1:26.021		

**23** Jose Antonio Gomez Gutierrez Renault CLIO CUP V

ESCUADERIA LA CORUÑA

Nº	Hora Día Parada	Tiempo Parada	Tiempo Salida	Tiempo Box	T. Box Total	Handicap	Diff.
1	10:23:17.027	10:23:17.027	10:29:05.105	5:48.078	5:48.078		

**30** Sergio Cabal Diez Renault CLIO CUP V

RASANTE SPORT

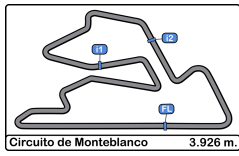
Nº	Hora Día Parada	Tiempo Parada	Tiempo Salida	Tiempo Box	T. Box Total	Handicap	Diff.
1	10:26:37.815	10:26:37.815	10:27:46.488	1:08.673	1:08.673		

**65** Fabien Julia Renault CLIO CUP V

FABIEN JULIA

Nº	Hora Día Parada	Tiempo Parada	Tiempo Salida	Tiempo Box	T. Box Total	Handicap	Diff.
1	10:32:44.125	10:32:44.125	10:33:13.356	29.231	29.231		

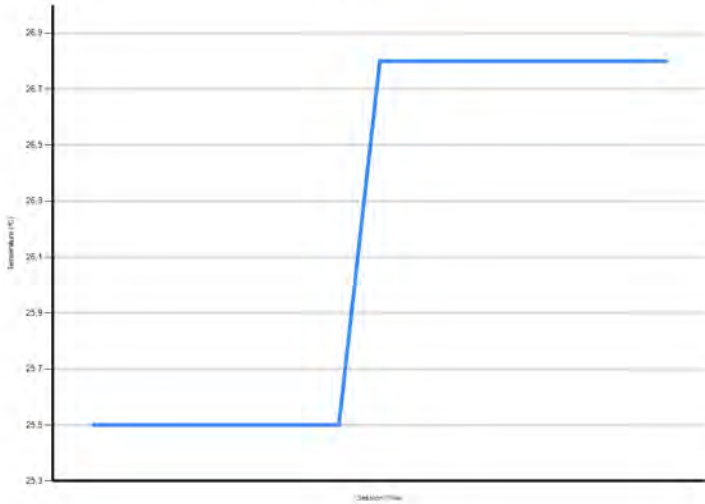




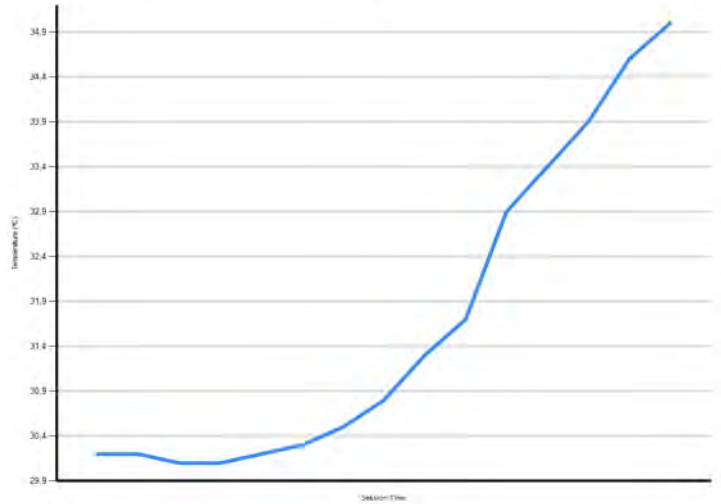
Monteblando  
COPA NACIONAL  
Entrenamiento Cronometrado 2  
Informe Meteorológico



Temperatura Aire




Temperatura Pista



Humidad



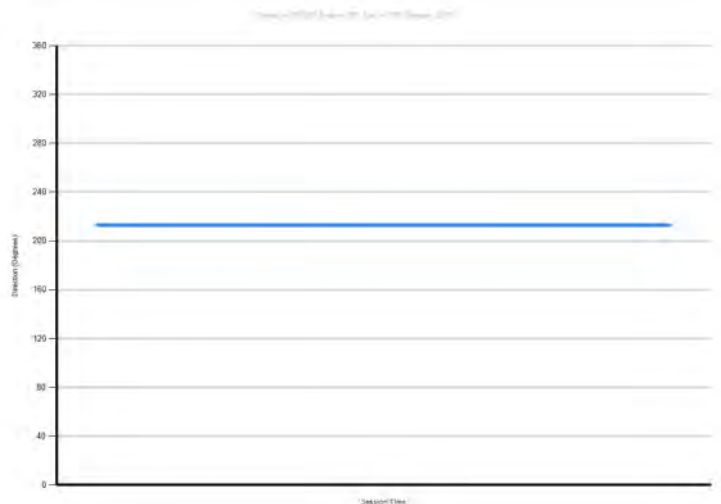
Presión

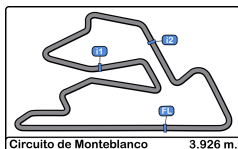


Velocidad Viento



Dirección Viento





Monteblando  
COPA NACIONAL  
Entrenamiento Cronometrado 2  
Resultados Finales

COPA NACIONAL  
V-LINE ORG.

Clas	Nº	Piloto	Cat	Clas	Equipo	Vehiculo	Vtas.	Mejor	Tiempo	Dif 1º	Interval	Km/h
1	88	Mauro Tim Polderman			A.SCHIMPF TEAM	Renault CLIO CUP V	6	4	1:55.143			122.7
2	17	Nicolas Abella Romero			ESCUADERIA LA CORUÑA	Renault CLIO CUP V	8	2	1:55.234	0.091	0.091	122.6
3	22	Stephan Polderman			A.SCHIMPF TEAM	Renault CLIO CUP V	8	4	1:55.389	0.246	0.155	122.4
4	65	Fabien Julia			FABIEN JULIA	Renault CLIO CUP V	6	2	1:55.760	0.617	0.371	122.0
5	41	Alejandro Iribas Estrada			ESCUADERIA LA CORUÑA	Renault CLIO CUP V	9	2	1:55.923	0.780	0.163	121.9
6	10	Maximo Varela Ortiz			ESCUADERIA LA CORUÑA	Renault CLIO CUP V	9	5	1:56.116	0.973	0.193	121.7
7	66	Alejandro Romero Beiro			MOTOR CLUB SABADELL	Renault CLIO CUP V	6	4	1:56.299	1.156	0.183	121.5
8	21	Lydia Sempere Frances			A.SCHIMPF TEAM	Renault CLIO CUP V	9	7	1:56.758	1.615	0.459	121.0
9	8	Joaquín Rodrigo Perez			AUTOMÓVIL CLUB	Renault CLIO CUP V	6	3	1:57.247	2.104	0.489	120.5
10	30	Sergio Cabal Diez			RASANTE SPORT	Renault CLIO CUP V	7	2	1:58.801	3.658	1.554	118.9
11	23	Jose Antonio Gomez Gutierrez			ESCUADERIA LA CORUÑA	Renault CLIO CUP V	3	3	3:02.303	1:07.160	1:03.502	77.5

Publicado a las:.....

Temp Pista: 35.0 °C Temp Aire: 26.8 °C Humedad: 43 % Estado Pista: SECA

Comisarios Deportivos:

Josep Cartanya

CD-989-ESP/CAT

Juan Luis Elena Falco

CD-0350-ESP/AN

Carlos Melero Mora

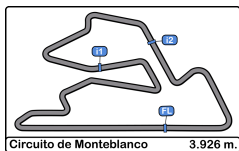
CD-2124-ESP/AN

Cronometrador:

Luis Garcia

JOB-2654-ESP/M





**Monteblando**  
**COPA NACIONAL**  
**Carrera 1**  
**Parrilla de Salida**



10	30	RASANTE SPORT <b>Sergio Cabal Diez</b>	1:58.620	6.	ESCUDERIA LA CORUÑA <b>Jose A. Gomez Gutierrez</b>	23	11	2:36.412
8	21	A.SCHIMPF TEAM <b>Lvdia Sempere Frances</b>	1:57.467	5.	AUTOMÓVIL CLUB ZARAGOZA <b>Joaquín Rodrigo Perez</b>	8	9	1:57.590
6	66	MOTOR CLUB SABADELL <b>Alejandro Romero Beiro</b>	1:56.478	4.	ESCUDERIA LA CORUÑA <b>Maximo Varela Ortiz</b>	10	7	1:56.964
4	41	ESCUDERIA LA CORUÑA <b>Alejandro Iribas Estrada</b>	1:55.907	3.	ESCUDERIA LA CORUÑA <b>Nicolas Abella Romero</b>	17	5	1:56.006
2	22	A.SCHIMPF TEAM <b>Stephan Polderman</b>	1:55.626	2.	FABIEN JULIA <b>Fabien Julia</b>	65	3	1:55.654
				1.	A.SCHIMPF TEAM <b>Mauro Tim Polderman</b>	88	1	1:55.624

Pole

Publicado a las:.....

**Comisarios Deportivos:**

Josep Cartanya

Juan Luis Elena Falco

Carlos Melero Mora

CD-989-ESP/CAT

CD-0350-ESP/AN

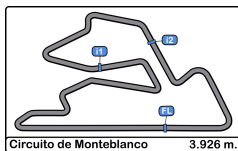
CD-2124-ESP/AN

**Cronometrador:**

Luis Garcia

JOB-2654-ESP/M





**Monteblando**  
**COPA NACIONAL**  
**Carrera 1**

**COPA NACIONAL**  
V-LINE ORG.

**Resultados Provisionales**

Clas	Nº	Piloto	Cat	Clas	Equipo	Vehiculo	Vtas.	Tiempo Total	Dif 1º	Interval	Km/h	Mejor	Tiempo	Km/h
1	88	Mauro Tim Polderman			A.SCHIMPF TEAM	Renault CLIO CUP V	16	31:08.346			121.0	13	1:56.134	121.7
2	17	Nicolas Abella Romero			ESCUADERIA LA	Renault CLIO CUP V	16	31:13.406	5.060	5.060	120.7	12	1:56.392	121.4
3	23	Jose A. Gomez Gutierrez			ESCUADERIA LA	Renault CLIO CUP V	16	31:22.194	13.848	8.788	120.1	15	1:56.509	121.3
4	22	Stephan Polderman			A.SCHIMPF TEAM	Renault CLIO CUP V	16	31:22.665	14.319	0.471	120.1	14	1:56.602	121.2
5	65	Fabien Julia			FABIEN JULIA	Renault CLIO CUP V	16	31:23.191	14.845	0.526	120.0	16	1:56.438	121.3
6	66	Alejandro Romero Beiro			MOTOR CLUB	Renault CLIO CUP V	16	31:37.600	29.254	14.409	119.1	4	1:57.440	120.3
7	21	Lydia Sempere Frances			A.SCHIMPF TEAM	Renault CLIO CUP V	16	31:38.016	29.670	0.416	119.1	6	1:57.626	120.1
8	41	Alejandro Iribas Estrada			ESCUADERIA LA	Renault CLIO CUP V	16	31:38.765	30.419	0.749	119.0	11	1:57.208	120.5
9	10	Maximo Varela Ortiz			ESCUADERIA LA	Renault CLIO CUP V	16	31:39.473	31.127	0.708	119.0	3	1:57.522	120.2
10	8	Joaquín Rodrigo Perez			AUTOMÓVIL CLUB	Renault CLIO CUP V	16	32:07.202	58.856	27.729	117.3	7	1:57.899	119.8

**Not classified: (Requirements: 75% of number laps of leader = 12 Laps)**

30	Sergio Cabal Diez			RASANTE SPORT	Renault CLIO CUP V	5	10:21.685	11 Vtas.	11 Vtas.	113.6	3	2:00.104	117.6
----	-------------------	--	--	---------------	--------------------	---	-----------	----------	----------	-------	---	----------	-------

Vta. Rápida Mauro Tim Polderman en 1:56.134 a 121.7 Km/h en la vta. 13

Publicado a las:.....

Temp Pista: 37.8 °C Temp Aire: 32.3 °C Humedad: 43 % Estado Pista: SECA

**Director Carrera:**

Máximo Guerrero

DPB-0803-ESP/NA

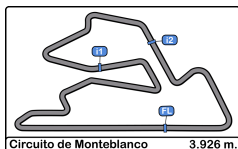
**Cronometrador:**

  
Luis Garcia

JOB-2654-ESP/M







**Monteblanco**  
**COPA NACIONAL**  
**Carrera 1**



**Resultados Provisionales por Categoría**

Clas	Nº	Piloto	Cat	Clas	Equipo	Vehiculo	Vtas.	Tiempo Total	Dif 1º	Interval	Km/h	Mejor	Tiemp	Km/h
1	88	Mauro Tim Polderman			A.SCHIMPF TEAM	Renault CLIO CUP V	16	31:08.346			121.0	13	1:56.13	121.7
2	17	Nicolas Abella Romero			ESCUDERIA LA	Renault CLIO CUP V	16	31:13.406	5.060	5.060	120.7	12	1:56.39	121.4
3	23	Jose Antonio Gomez Gutierrez			ESCUDERIA LA	Renault CLIO CUP V	16	31:22.194	13.848	8.788	120.1	15	1:56.50	121.3
4	22	Stephan Polderman			A.SCHIMPF TEAM	Renault CLIO CUP V	16	31:22.665	14.319	0.471	120.1	14	1:56.60	121.2
5	65	Fabien Julia			FABIEN JULIA	Renault CLIO CUP V	16	31:23.191	14.845	0.526	120.0	16	1:56.43	121.3
6	66	Alejandro Romero Beiro			MOTOR CLUB	Renault CLIO CUP V	16	31:37.600	29.254	14.409	119.1	4	1:57.44	120.3
7	21	Lydia Sempere Frances			A.SCHIMPF TEAM	Renault CLIO CUP V	16	31:38.016	29.670	0.416	119.1	6	1:57.62	120.1
8	41	Alejandro Iribas Estrada			ESCUDERIA LA	Renault CLIO CUP V	16	31:38.765	30.419	0.749	119.0	11	1:57.20	120.5
9	10	Maximo Varela Ortiz			ESCUDERIA LA	Renault CLIO CUP V	16	31:39.473	31.127	0.708	119.0	3	1:57.52	120.2
10	8	Joaquín Rodrigo Perez			AUTOMÓVIL CLUB	Renault CLIO CUP V	16	32:07.202	58.856	27.729	117.3	7	1:57.89	119.8

**Not classified: (Requirements: 75% of number laps of leader = 12 Laps)**

30	Sergio Cabal Diez			RASANTE SPORT	Renault CLIO CUP V	5	10:21.685	11 Vtas.	11 Vtas.	113.6	3	2:00.10	117.6
----	-------------------	--	--	---------------	--------------------	---	-----------	----------	----------	-------	---	---------	-------

Vta. Rápida Mauro Tim Polderman en 1:56.134 a 121.7 Km/h en la vta. 13

Publicado a las:.....

Temp Pista: 37.8 °C Temp Aire: 32.3 °C Humedad: 43 % Estado Pista: SECA

**Director Carrera:**

Máximo Guerrero

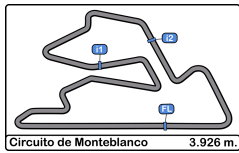
DPB-0803-ESP/NA

**Cronometrador:**

  
Luis Garcia

JOB-2654-ESP/M



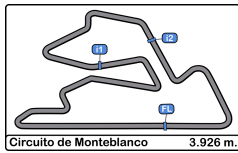


Monteblanco  
COPA NACIONAL  
Carrera 1

COPA NACIONAL  
V-LINE DRG.

Clasificación Provisional por Vuelta Rápida de Piloto

Cl	Nº	Equipo/Concursante	Vehículo	Piloto	Cat	Cl	Vtas.	Mejor	Tiempo	Dif 1º	Interval	Km/h
1	88	A.SCHIMPF TEAM	Renault CLIO CUP V	Mauro Tim Polderman			16	13	1:56.134			121.7
2	17	ESCUADERIA LA CORUÑA	Renault CLIO CUP V	Nicolas Abella Romero			16	12	1:56.392	0.258	0.258	121.4
3	65	FABIEN JULIA	Renault CLIO CUP V	Fabien Julia			16	16	1:56.438	0.304	0.046	121.3
4	23	ESCUADERIA LA CORUÑA	Renault CLIO CUP V	Jose A. Gomez Gutierrez			16	15	1:56.509	0.375	0.071	121.3
5	22	A.SCHIMPF TEAM	Renault CLIO CUP V	Stephan Polderman			16	14	1:56.602	0.468	0.093	121.2
6	41	ESCUADERIA LA CORUÑA	Renault CLIO CUP V	Alejandro Iribas Estrada			16	11	1:57.208	1.074	0.606	120.5
7	66	MOTOR CLUB SABADELL	Renault CLIO CUP V	Alejandro Romero Beiro			16	4	1:57.440	1.306	0.232	120.3
8	10	ESCUADERIA LA CORUÑA	Renault CLIO CUP V	Maximo Varela Ortiz			16	3	1:57.522	1.388	0.082	120.2
9	21	A.SCHIMPF TEAM	Renault CLIO CUP V	Lydia Sempere Frances			16	6	1:57.626	1.492	0.104	120.1
10	8	AUTOMÓVIL CLUB ZARAGO	Renault CLIO CUP V	Joaquín Rodrigo Perez			16	7	1:57.899	1.765	0.273	119.8
11	30	RASANTE SPORT	Renault CLIO CUP V	Sergio Cabal Diez			5	3	2:00.104	3.970	2.205	117.6

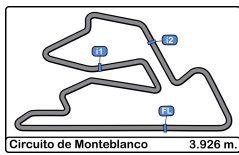


Monteblanco  
COPA NACIONAL  
Carrera 1

COPA NACIONAL  
V-LINE DRG.

Distancia y Velocidad Media

Clas	Nº	Piloto	Cat	Clas	Equipo	Vehiculo	Vtas.	Distancia	Tiempo Total	Km/h
1	88	Mauro Tim Polderman			A.SCHIMPF TEAM	Renault CLIO CUP V	16	62.81	31:08.346	121.0
2	17	Nicolas Abella Romero			ESCUDERIA LA CORUÑA	Renault CLIO CUP V	16	62.81	31:13.406	120.7
3	23	Jose Antonio Gomez Gutierrez			ESCUDERIA LA CORUÑA	Renault CLIO CUP V	16	62.81	31:22.194	120.1
4	22	Stephan Polderman			A.SCHIMPF TEAM	Renault CLIO CUP V	16	62.81	31:22.665	120.1
5	65	Fabien Julia			FABIEN JULIA	Renault CLIO CUP V	16	62.81	31:23.191	120.0
6	66	Alejandro Romero Beiro			MOTOR CLUB SABADELL	Renault CLIO CUP V	16	62.81	31:37.600	119.1
7	21	Lydia Sempere Frances			A.SCHIMPF TEAM	Renault CLIO CUP V	16	62.81	31:38.016	119.1
8	41	Alejandro Iribas Estrada			ESCUDERIA LA CORUÑA	Renault CLIO CUP V	16	62.81	31:38.765	119.0
9	10	Maximo Varela Ortiz			ESCUDERIA LA CORUÑA	Renault CLIO CUP V	16	62.81	31:39.473	119.0
10	8	Joaquín Rodrigo Perez			AUTOMÓVIL CLUB ZARAGOZA	Renault CLIO CUP V	16	62.81	32:07.202	117.3
11	30	Sergio Cabal Diez			RASANTE SPORT	Renault CLIO CUP V	5	19.63	10:21.685	113.6



**Monteblando**  
**COPA NACIONAL**  
**Carrera 1**  
**Tiempos Por Vuelta**



8

Joaquín Rodrigo Perez

Renault CLIO CUP V

17

Nicolas Abella Romero

Renault CLIO CUP V

AUTOMÓVIL CLUB ZARAGOZA

ESCUADERIA LA CORUÑA

Vta	D	Tiempo	Sector 1	Sector 2	Sector 3	T. Spd	Elapsed	Vta	D	Tiempo	Sector 1	Sector 2	Sector 3	T. Spd	Elapsed
1		2:05.476	1:03.857	30.623	30.996		2:05.476	1		2:00.995	1:00.471	29.942	30.582		2:00.995
2		1:58.402	57.308	30.336	30.758		4:03.878	2		1:57.568	56.758	29.807	31.003		3:58.563
3		1:58.224	57.252	30.293	30.679		6:02.102	3		1:58.149	57.405	30.389	30.355		5:56.712
4		1:58.505	57.303	30.374	30.828		8:00.607	4		1:56.476	56.443	29.761	30.272		7:53.188
5		1:58.041	56.839	30.569	30.633		9:58.648	5		1:56.507	56.362	29.809	30.336		9:49.695
6		1:58.199	56.826	30.499	30.874		11:56.847	6		1:56.610	56.455	29.746	30.409		11:46.305
7		1:57.899	56.831	30.609	30.459		13:54.746	7		1:56.517	56.374	29.968	30.175		13:42.822
8		1:58.090	57.284	30.164	30.642		15:52.836	8		1:56.460	56.427	29.799	30.234		15:39.282
9		2:22.211	57.085	30.547	54.579		18:15.047	9		1:56.567	56.393	29.923	30.251		17:35.849
10		2:00.594	58.856	31.002	30.736		20:15.641	10		1:56.767	56.412	29.986	30.369		19:32.616
11		1:58.305	57.378	30.441	30.486		22:13.946	11		1:56.656	56.343	30.037	30.276		21:29.272
12		1:59.315	58.390	30.452	30.473		24:13.261	12		1:56.392	56.137	30.017	30.238		23:25.664
13		1:59.001	57.460	30.878	30.663		26:12.262	13		1:56.466	56.438	29.773	30.255		25:22.130
14		1:58.393	57.165	30.691	30.537		28:10.655	14		1:57.269	56.359	30.263	30.647		27:19.399
15		1:58.428	57.469	30.587	30.372		30:09.083	15		1:57.037	56.474	30.103	30.460		29:16.436
16		1:58.119	56.896	30.669	30.554		32:07.202	16		1:56.970	56.651	29.818	30.501		31:13.406

10

Maximo Varela Ortiz

Renault CLIO CUP V

21

Lydia Sempere Frances

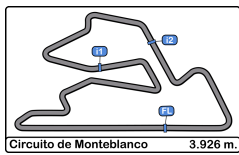
Renault CLIO CUP V

ESCUADERIA LA CORUÑA

A.SCHIMPF TEAM

Vta	D	Tiempo	Sector 1	Sector 2	Sector 3	T. Spd	Elapsed	Vta	D	Tiempo	Sector 1	Sector 2	Sector 3	T. Spd	Elapsed
1		2:04.566	1:03.380	30.381	30.805		2:04.566	1		2:01.973	1:01.059	30.283	30.631		2:01.973
2		1:58.518	57.481	30.421	30.616		4:03.084	2		2:00.458	58.511	31.208	30.739		4:02.431
3		1:57.522	56.819	30.224	30.479		6:00.606	3		1:57.756	56.891	30.270	30.595		6:00.187
4		1:58.081	57.333	30.157	30.591		7:58.687	4		1:58.215	57.284	30.205	30.726		7:58.402
5		1:58.166	57.158	30.498	30.510		9:56.853	5		1:58.092	57.140	30.434	30.518		9:56.494
6		1:57.766	57.165	30.166	30.435		11:54.619	6		1:57.626	56.917	30.339	30.370		11:54.120
7		1:58.471	57.441	30.454	30.576		13:53.090	7		1:58.674	57.482	30.333	30.859		13:52.794
8		1:58.018	56.885	30.509	30.624		15:51.108	8		1:57.882	56.647	30.684	30.551		15:50.676
9		1:57.800	56.931	30.456	30.413		17:48.908	9		1:57.638	56.905	30.355	30.378		17:48.314
10		1:57.868	57.076	30.290	30.502		19:46.776	10		1:57.893	56.796	30.703	30.394		19:46.207
11		1:59.356	58.732	30.287	30.337		21:46.132	11		1:59.538	58.641	30.400	30.497		21:45.745
12		1:57.983	57.457	30.099	30.427		23:44.115	12		1:57.955	57.117	30.341	30.497		23:43.700
13		1:58.144	57.041	30.588	30.515		25:42.259	13		1:58.263	57.044	30.465	30.754		25:41.963
14		1:59.951	58.828	30.306	30.817		27:42.210	14		1:59.008	57.910	30.365	30.733		27:40.971
15		1:59.104	58.533	30.083	30.488		29:41.314	15		1:58.451	57.328	30.624	30.499		29:39.422
16		1:58.159	57.301	30.338	30.520		31:39.473	16		1:58.594	57.284	30.584	30.726		31:38.016





**Montebianco**  
**COPA NACIONAL**  
**Carrera 1**  
**Tiempos Por Vuelta**



**22**

Stephan Polderman

Renault CLIO CUP V **41**

Alejandro Iribas Estrada

Renault CLIO CUP V

A.SCHIMPF TEAM

ESCUADERIA LA CORUÑA

Vta	D	Tiempo	Sector 1	Sector 2	Sector 3	T. Spd	Elapsed	Vta	D	Tiempo	Sector 1	Sector 2	Sector 3	T. Spd	Elapsed
1		2:00.545	59.643	30.165	30.737		2:00.545	1		2:03.929	1:01.847	31.047	31.035		2:03.929
2		1:57.629	56.798	29.996	30.835		3:58.174	2		1:59.279	57.687	30.300	31.292		4:03.208
3		1:59.239	58.079	30.501	30.659		5:57.413	3		1:59.285	58.502	30.283	30.500		6:02.493
4		1:57.204	56.497	30.103	30.604		7:54.617	4		1:58.501	57.367	30.280	30.854		8:00.994
5		1:57.178	56.530	30.123	30.525		9:51.795	5		1:58.166	57.277	30.243	30.646		9:59.160
6		1:57.644	56.517	30.351	30.776		11:49.439	6		1:57.995	57.630	30.040	30.325		11:57.155
7		1:57.717	57.001	30.187	30.529		13:47.156	7		1:58.031	57.537	30.021	30.473		13:55.186
8		1:57.312	56.514	30.261	30.537		15:44.468	8		1:58.179	57.344	30.188	30.647		15:53.365
9		1:58.446	56.486	30.515	31.445		17:42.914	9		1:58.874	57.399	30.063	31.412		17:52.239
10		1:58.612	57.956	30.130	30.526		19:41.526	10		1:57.591	57.049	30.157	30.385		19:49.830
11		1:57.417	57.112	29.876	30.429		21:38.943	11		1:57.208	56.746	30.095	30.367		21:47.038
12		1:56.813	56.550	29.828	30.435		23:35.756	12		1:57.711	57.069	30.167	30.475		23:44.749
13		1:56.849	56.471	29.843	30.535		25:32.605	13		1:58.148	57.305	30.253	30.590		25:42.897
14		1:56.602	56.342	29.898	30.362		27:29.207	14		1:58.777	57.838	30.003	30.936		27:41.674
15		1:56.701	56.345	29.889	30.467		29:25.908	15		1:59.080	58.676	29.940	30.464		29:40.754
16		1:56.757	56.265	29.925	30.567		31:22.665	16		1:58.011	57.541	30.032	30.438		31:38.765

**23**

Jose Antonio Gomez Gutierrez

Renault CLIO CUP V **65**

Fabien Julia

Renault CLIO CUP V

ESCUADERIA LA CORUÑA

FABIEN JULIA

Vta	D	Tiempo	Sector 1	Sector 2	Sector 3	T. Spd	Elapsed	Vta	D	Tiempo	Sector 1	Sector 2	Sector 3	T. Spd	Elapsed
1		2:03.363	1:02.237	30.389	30.737		2:03.363	1		2:02.465	1:01.442	30.253	30.770		2:02.465
2		1:58.384	57.363	30.441	30.580		4:01.747	2		1:57.790	57.570	30.000	30.220		4:00.255
3		1:56.812	56.437	29.966	30.409		5:58.559	3		1:58.130	56.680	30.410	31.040		5:58.385
4		1:57.360	56.805	29.990	30.565		7:55.919	4		1:58.185	57.538	30.172	30.475		7:56.570
5		1:57.817	57.085	30.179	30.553		9:53.736	5		1:58.018	56.767	30.494	30.757		9:54.588
6		1:57.412	56.501	30.173	30.738		11:51.148	6		1:58.225	57.211	30.319	30.695		11:52.813
7		1:57.165	56.525	30.035	30.605		13:48.313	7		1:57.419	56.854	30.208	30.357		13:50.232
8		1:57.205	56.456	30.065	30.684		15:45.518	8		1:56.754	56.655	29.788	30.311		15:46.986
9		1:57.440	56.498	30.058	30.884		17:42.958	9		1:56.701	56.541	29.846	30.314		17:43.687
10		1:58.198	57.454	30.146	30.598		19:41.156	10		1:58.385	57.455	30.196	30.734		19:42.072
11		1:57.347	56.907	30.009	30.431		21:38.503	11		1:57.209	57.149	29.789	30.271		21:39.281
12		1:56.732	56.354	29.973	30.405		23:35.235	12		1:57.062	56.701	30.043	30.318		23:36.343
13		1:56.573	56.263	29.943	30.367		25:31.808	13		1:57.308	57.121	29.887	30.300		25:33.651
14		1:56.846	56.403	30.073	30.370		27:28.654	14		1:56.529	56.370	29.901	30.258		27:30.180
15		1:56.509	56.406	29.894	30.209		29:25.163	15		1:56.573	56.322	29.815	30.436		29:26.753
16		1:57.031	56.538	30.025	30.468		31:22.194	16		1:56.438	56.228	29.846	30.364		31:23.191

**30**

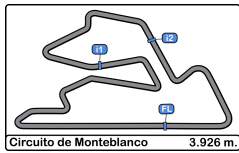
Sergio Cabal Diez

Renault CLIO CUP V

RASANTE SPORT

Vta	D	Tiempo	Sector 1	Sector 2	Sector 3	T. Spd	Elapsed
1		2:06.464	1:04.386	30.720	31.358		2:06.464
2		2:00.446	58.614		2:31.804		4:06.910
3		2:00.104	57.965	31.005	31.134		6:07.014
4		2:00.198	57.915	31.158	31.125		8:07.212
5		2:14.473 P	58.577	32.183	43.713		10:21.685





**Monteblando**  
**COPA NACIONAL**  
**Carrera 1**  
**Tiempos Por Vuelta**



**66**

Alejandro Romero Beiro

Renault CLIO CUP V

MOTOR CLUB SABADELL

Vta	D	Tiempo	Sector 1	Sector 2	Sector 3	T. Spd	Elapsed
1		2:01.763	1:00.351	30.644	30.768		2:01.763
2		1:57.553	57.056	29.950	30.547		3:59.316
3		1:58.817	57.266	30.463	31.088		5:58.133
4		1:57.440	56.702	30.054	30.684		7:55.573
5		1:58.670	57.695	30.383	30.592		9:54.243
6		1:58.272	57.424	30.241	30.607		11:52.515
7		1:58.068	56.899	30.296	30.873		13:50.583
8		1:58.274	57.435	30.217	30.622		15:48.857
9		1:58.516	57.299	30.402	30.815		17:47.373
10		1:58.574	57.323	30.338	30.913		19:45.947
11		1:59.656	58.601	30.189	30.866		21:45.603
12		1:57.754	56.779	30.241	30.734		23:43.357
13		1:58.549	57.092	30.440	31.017		25:41.906
14		1:58.756	57.745	30.193	30.818		27:40.662
15		1:58.439	56.938	30.356	31.145		29:39.101
16		1:58.499	57.363	30.391	30.745		31:37.600

**88**

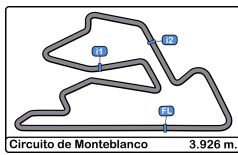
Mauro Tim Polderman

Renault CLIO CUP V

A.SCHIMPF TEAM

Vta	D	Tiempo	Sector 1	Sector 2	Sector 3	T. Spd	Elapsed
1		1:59.331	58.831	30.028	30.472		1:59.331
2		1:57.077	56.737	30.010	30.330		3:56.408
3		1:56.452	56.327	29.898	30.227		5:52.860
4		1:56.557	56.495	29.842	30.220		7:49.417
5		1:56.712	56.506	29.937	30.269		9:46.129
6		1:57.035	56.606	30.059	30.370		11:43.164
7		1:56.674	56.495	30.008	30.171		13:39.838
8		1:56.422	56.255	29.913	30.254		15:36.260
9		1:56.692	56.389	30.013	30.290		17:32.952
10		1:56.781	56.452	30.057	30.272		19:29.733
11		1:56.530	56.417	29.930	30.183		21:26.263
12		1:56.532	56.431	29.908	30.193		23:22.795
13		1:56.134	56.170	29.801	30.163		25:18.929
14		1:56.339	56.267	29.958	30.114		27:15.268
15		1:56.245	56.284	29.800	30.161		29:11.513
16		1:56.833	56.619	29.936	30.278		31:08.346





**Monteblando**  
**COPA NACIONAL**  
**Carrera 1**  
**Análisis**



Num	Tiempo Vta.	Dif 1°
<b>Vta 1</b>		
88	1:59.331	
22	2:00.545	01.214
17	2:00.995	01.664
66	2:01.763	02.432
21	2:01.973	02.642
65	2:02.465	03.134
23	2:03.363	04.032
41	2:03.929	04.598
10	2:04.566	05.235
8	2:05.476	06.145
30	2:06.464	07.133

Num	Tiempo Vta.	Dif 1°
<b>Vta 2</b>		
88	1:57.077	
22	1:57.629	01.766
17	1:57.568	02.155
66	1:57.553	02.908
65	1:57.790	03.847
23	1:58.384	05.339
21	2:00.458	06.023
10	1:58.518	06.676
41	1:59.279	06.800
8	1:58.402	07.470
30	2:00.446	10.502

Num	Tiempo Vta.	Dif 1°
<b>Vta 3</b>		
88	1:56.452	
17	1:58.149	03.852
22	1:59.239	04.553
66	1:58.817	05.273
65	1:58.130	05.525
23	1:56.812	05.699
21	1:57.756	07.327
10	1:57.522	07.746
8	1:58.224	09.242
41	1:59.285	09.633
30	2:00.104	14.154

Num	Tiempo Vta.	Dif 1°
<b>Vta 4</b>		
88	1:56.557	
17	1:56.476	03.771
22	1:57.204	05.200
66	1:57.440	06.156
23	1:57.360	06.502
65	1:58.185	07.153
21	1:58.215	08.985
10	1:58.081	09.270
8	1:58.505	11.190
41	1:58.501	11.577
30	2:00.198	17.795

Num	Tiempo Vta.	Dif 1°
<b>Vta 5</b>		
88	1:56.712	
17	1:56.507	03.566
22	1:57.178	05.666

Num	Tiempo Vta.	Dif 1°
23	1:57.817	07.607
66	1:58.670	08.114
65	1:58.018	08.459
21	1:58.092	10.365
10	1:58.166	10.724
8	1:58.041	12.519
41	1:58.166	13.031
30	2:14.473	35.556

Num	Tiempo Vta.	Dif 1°
<b>Vta 6</b>		
88	1:57.035	
17	1:56.610	03.141
22	1:57.644	06.275
23	1:57.412	07.984
66	1:58.272	09.351
65	1:58.225	09.649
21	1:57.626	10.956
10	1:57.766	11.455
8	1:58.199	13.683
41	1:57.995	13.991

Num	Tiempo Vta.	Dif 1°
<b>Vta 7</b>		
88	1:56.674	
17	1:56.517	02.984
22	1:57.717	07.318
23	1:57.165	08.475
65	1:57.419	10.394
66	1:58.068	10.745
21	1:58.674	12.956
10	1:58.471	13.252
8	1:57.899	14.908
41	1:58.031	15.348

Num	Tiempo Vta.	Dif 1°
<b>Vta 8</b>		
88	1:56.422	
17	1:56.460	03.022
22	1:57.312	08.208
23	1:57.205	09.258
65	1:56.754	10.726
66	1:58.274	12.597
21	1:57.882	14.416
10	1:58.018	14.848
8	1:58.090	16.576
41	1:58.179	17.105

Num	Tiempo Vta.	Dif 1°
<b>Vta 9</b>		
88	1:56.692	
17	1:56.567	02.897
22	1:58.446	09.962
23	1:57.440	10.006
65	1:56.701	10.735
66	1:58.516	14.421
21	1:57.638	15.362
10	1:57.800	15.956
41	1:58.874	19.287
8	2:22.211	42.095

Num	Tiempo Vta.	Dif 1°
<b>Vta 10</b>		
88	1:56.781	
17	1:56.767	02.883
23	1:58.198	11.423
22	1:58.612	11.793
65	1:58.385	12.339
66	1:58.574	16.214
21	1:57.893	16.474
10	1:57.868	17.043
41	1:57.591	20.097
8	2:00.594	45.908

Num	Tiempo Vta.	Dif 1°
<b>Vta 11</b>		
88	1:56.530	
17	1:56.656	03.009
23	1:57.347	12.240
22	1:57.417	12.680
65	1:57.209	13.018
66	1:59.656	19.340
21	1:59.538	19.482
10	1:59.356	19.869
41	1:57.208	20.775
8	1:58.305	47.683

Num	Tiempo Vta.	Dif 1°
<b>Vta 12</b>		
88	1:56.532	
17	1:56.392	02.869
23	1:56.732	12.440
22	1:56.813	12.961
65	1:57.062	13.548
66	1:57.754	20.562
21	1:57.955	20.905
10	1:57.983	21.320
41	1:57.711	21.954
8	1:59.315	50.466

Num	Tiempo Vta.	Dif 1°
<b>Vta 13</b>		
88	1:56.134	
17	1:56.466	03.201
23	1:56.573	12.879
22	1:56.849	13.676
65	1:57.308	14.722
66	1:58.549	22.977
21	1:58.263	23.034
10	1:58.144	23.330
41	1:58.148	23.968
8	1:59.001	53.333

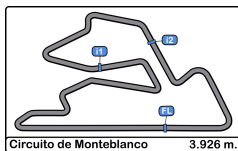
Num	Tiempo Vta.	Dif 1°
<b>Vta 14</b>		
88	1:56.339	
17	1:57.269	04.131
23	1:56.846	13.386
22	1:56.602	13.939
65	1:56.529	14.912
66	1:58.756	25.394
21	1:59.008	25.703

Num	Tiempo Vta.	Dif 1°
<b>Vta 15</b>		
41	1:58.777	26.406
10	1:59.951	26.942
8	1:58.393	55.387

Num	Tiempo Vta.	Dif 1°
<b>Vta 16</b>		
88	1:56.245	
17	1:57.037	04.923
23	1:56.509	13.650
22	1:56.701	14.395
65	1:56.573	15.240
66	1:58.439	27.588
21	1:58.451	27.909
41	1:59.080	29.241
10	1:59.104	29.801
8	1:58.428	57.570

Num	Tiempo Vta.	Dif 1°
<b>Vta 16</b>		
88	1:56.833	
17	1:56.970	05.060
23	1:57.031	13.848
22	1:56.757	14.319
65	1:56.438	14.845
66	1:58.499	29.254
21	1:58.594	29.670
41	1:58.011	30.419
10	1:58.159	31.127
8	1:58.119	58.856





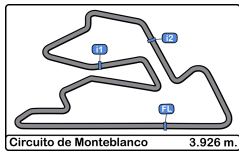
**Monteblando**  
**COPA NACIONAL**  
**Carrera 1**  
**Mejores Sectores**

**COPA NACIONAL**  
 V-LINE DRG

Sector - 1				Sector - 2				Sector - 3				Vta. Ideal vs Mejor Vta.			
Clas	Nº	Piloto	Tiempo	Nº	Piloto	Tiempo	Nº	Piloto	Tiempo	Clas	Nº	Piloto	Ideal Lap	Best Lap	Clas
1	17	Nicolas Abella Romero	56.137	17	Nicolas Abella Romero	29.746	88	Mauro Tim Polderman	30.114	1	17	Nicolas Abella Romero	1:56.058	1:56.392	2
2	88	Mauro Tim Polderman	56.170	65	Fabien Julia	29.788	17	Nicolas Abella Romero	30.175	2	88	Mauro Tim	1:56.084	1:56.134	1
3	65	Fabien Julia	56.228	88	Mauro Tim Polderman	29.800	23	Jose A. Gomez Gutierrez	30.209	3	65	Fabien Julia	1:56.236	1:56.438	3
4	23	Jose A. Gomez Gutierrez	56.263	22	Stephan Polderman	29.828	65	Fabien Julia	30.220	4	23	Jose Antonio Gomez	1:56.366	1:56.509	4
5	22	Stephan Polderman	56.265	23	Jose A. Gomez Gutierrez	29.894	41	Alejandro Iribas Estrada	30.325	5	22	Stephan Polderman	1:56.455	1:56.602	5
6	21	Lydia Sempere Frances	56.647	41	Alejandro Iribas Estrada	29.940	10	Maximo Varela Ortiz	30.337	6	41	Alejandro Iribas Estrada	1:57.011	1:57.208	6
7	66	Alejandro Romero Beiro	56.702	66	Alejandro Romero Beiro	29.950	22	Stephan Polderman	30.362	7	66	Alejandro Romero Beiro	1:57.199	1:57.440	7
8	41	Alejandro Iribas Estrada	56.746	10	Maximo Varela Ortiz	30.083	21	Lydia Sempere Frances	30.370	8	21	Lydia Sempere Frances	1:57.222	1:57.626	9
9	10	Maximo Varela Ortiz	56.819	8	Joaquín Rodrigo Perez	30.164	8	Joaquín Rodrigo Perez	30.372	9	10	Maximo Varela Ortiz	1:57.239	1:57.522	8
10	8	Joaquín Rodrigo Perez	56.826	21	Lydia Sempere Frances	30.205	66	Alejandro Romero Beiro	30.547	10	8	Joaquín Rodrigo Perez	1:57.362	1:57.899	10
11	30	Sergio Cabal Diez	57.915	30	Sergio Cabal Diez	30.720	30	Sergio Cabal Diez	31.125	11	30	Sergio Cabal Diez	1:59.760	2:00.104	11





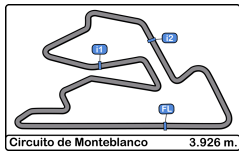


Montebianco  
COPA NACIONAL  
Carrera 1  
Secuencia Líder

COPA NACIONAL  
V-LINE DRG.

N° Piloto	Cat	Clas	Equipo	Vehiculo	Vta. Inicio	Vta. Fin	Vtas.	Total Laps
88 Mauro Tim Polderman			A.SCHIMPF TEAM	Renault CLIO CUP V	1	16	16	16



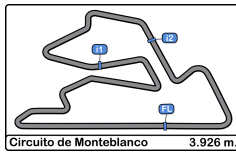


Monteblando  
COPA NACIONAL  
Carrera 1  
5 Mejores Tiempos

COPA NACIONAL  
V-LINE DRG

Circuito de Monteblando 3,926 m.

Cls	Nº	Piloto	Cat	Cls	Equipo	Vehiculo	Mejor 1		Mejor 2		Mejor 3		Mejor 4		Mejor 5	
							Tiemp	Vta	Tiemp	Vta	Tiemp	Vta	Tiemp	Vta	Tiemp	Vta
1	88	Mauro Tim Polderman			A.SCHIMPF TEAM	Renault CLIO CUP V	1:56.134	13	1:56.245	15	1:56.339	14	1:56.422	8	1:56.452	3
2	17	Nicolas Abella Romero			ESCUDERIA LA CORUÑA	Renault CLIO CUP V	1:56.392	12	1:56.460	8	1:56.466	13	1:56.476	4	1:56.507	5
3	65	Fabien Julia			FABIEN JULIA	Renault CLIO CUP V	1:56.438	16	1:56.529	14	1:56.573	15	1:56.701	9	1:56.754	8
4	23	Jose Antonio Gomez Gutierrez			ESCUDERIA LA CORUÑA	Renault CLIO CUP V	1:56.509	15	1:56.573	13	1:56.732	12	1:56.812	3	1:56.846	14
5	22	Stephan Polderman			A.SCHIMPF TEAM	Renault CLIO CUP V	1:56.602	14	1:56.701	15	1:56.757	16	1:56.813	12	1:56.849	13
6	41	Alejandro Iribas Estrada			ESCUDERIA LA CORUÑA	Renault CLIO CUP V	1:57.208	11	1:57.591	10	1:57.711	12	1:57.995	6	1:58.011	16
7	66	Alejandro Romero Beiro			MOTOR CLUB SABADELL	Renault CLIO CUP V	1:57.440	4	1:57.553	2	1:57.754	12	1:58.068	7	1:58.272	6
8	10	Maximo Varela Ortiz			ESCUDERIA LA CORUÑA	Renault CLIO CUP V	1:57.522	3	1:57.766	6	1:57.800	9	1:57.868	10	1:57.983	12
9	21	Lydia Sempere Frances			A.SCHIMPF TEAM	Renault CLIO CUP V	1:57.626	6	1:57.638	9	1:57.756	3	1:57.882	8	1:57.893	10
10	8	Joaquín Rodrigo Perez			AUTOMÓVIL CLUB	Renault CLIO CUP V	1:57.899	7	1:58.041	5	1:58.090	8	1:58.119	16	1:58.199	6
11	30	Sergio Cabal Diez			RASANTE SPORT	Renault CLIO CUP V	2:00.104	3	2:00.198	4	2:00.446	2	2:06.464	1	2:14.473	5

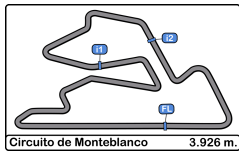


Monteblando  
COPA NACIONAL  
Carrera 1

COPA NACIONAL  
V-LINE DRG.

Secuencia Vueltas Rápidas

Vta	Hora Día	Tiempo Sesión	Nº Piloto	Cat	Equipo	Vehiculo	Tiempo	Km/h
2	15:07:41.040	3:56.040	88 Mauro Tim Polderman		A.SCHIMPF TEAM	Renault CLIO CUP V	1:57.077	120.7
3	15:09:37.492	5:52.492	88 Mauro Tim Polderman		A.SCHIMPF TEAM	Renault CLIO CUP V	1:56.452	121.3
8	15:19:20.892	15:35.892	88 Mauro Tim Polderman		A.SCHIMPF TEAM	Renault CLIO CUP V	1:56.422	121.3
12	15:27:10.296	23:25.296	17 Nicolas Abella Romero		ESCUDERIA LA CORUÑA	Renault CLIO CUP V	1:56.392	121.4
13	15:29:03.561	25:18.561	88 Mauro Tim Polderman		A.SCHIMPF TEAM	Renault CLIO CUP V	1:56.134	121.7



**Montebianco**  
**COPA NACIONAL**  
**Carrera 1**  
**Cuentavueltas**

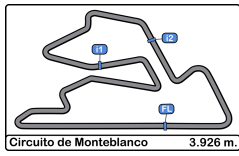


Circuito de Montebianco 3.926 m.

**VTA**

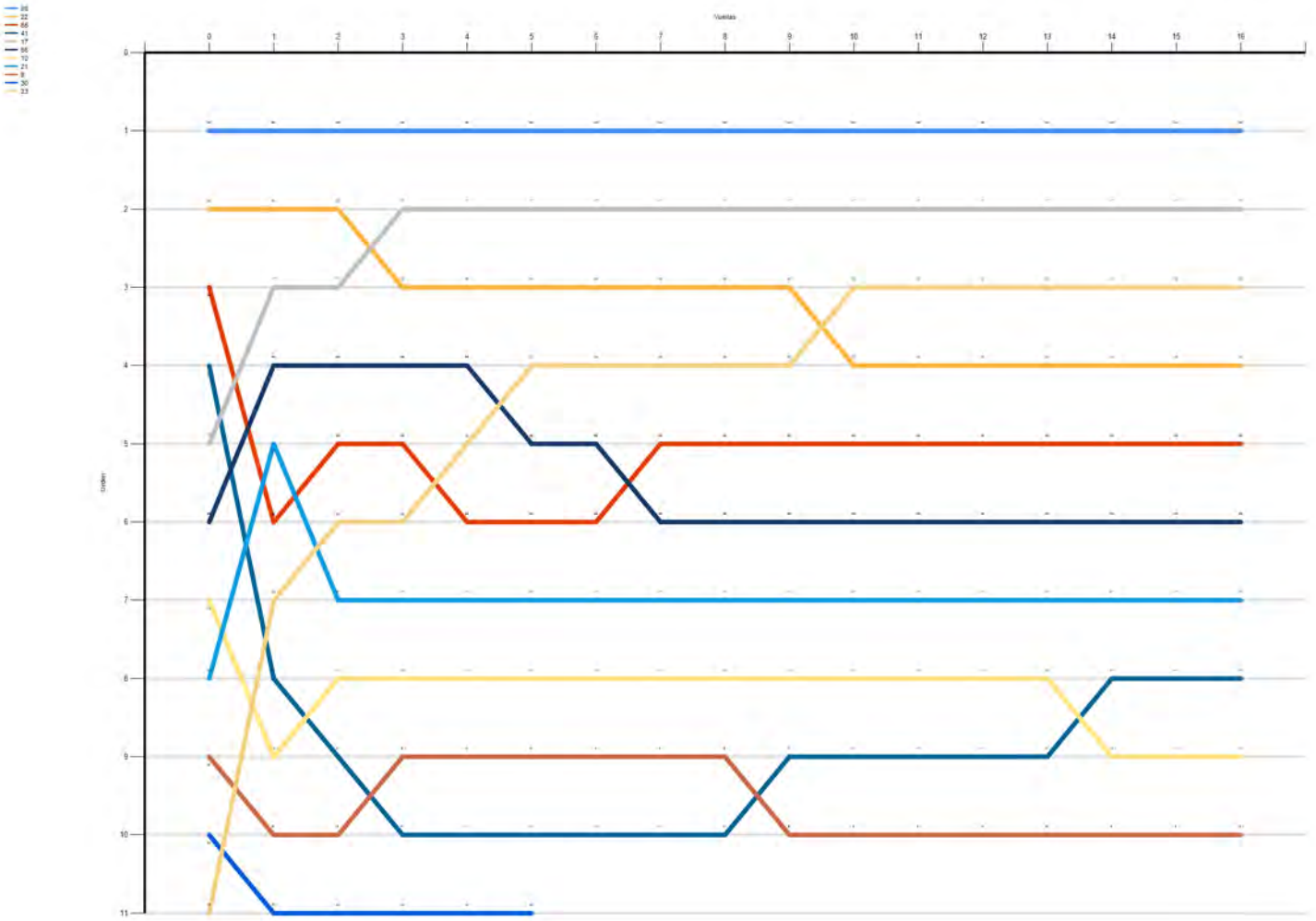
Nr	Pos	Grid	1	2	3	4	5	6	7	8	9	10	11	12	13	14	15	16
88	1	88	88	88	88	88	88	88	88	88	88	88	88	88	88	88	88	88
22	2	22	22	22	17	17	17	17	17	17	17	17	17	17	17	17	17	17
65	3	65	17	17	22	22	22	22	22	22	22	23	23	23	23	23	23	23
41	4	41	66	66	66	66	23	23	23	23	23	22	22	22	22	22	22	22
17	5	17	21	65	65	23	66	66	65	65	65	65	65	65	65	65	65	65
66	6	66	65	23	23	65	65	65	66	66	66	66	66	66	66	66	66	66
10	7	10	23	21	21	21	21	21	21	21	21	21	21	21	21	21	21	21
21	8	21	41	10	10	10	10	10	10	10	10	10	10	10	10	41	41	41
8	9	8	10	41	8	8	8	8	8	8	41	41	41	41	41	10	10	10
30	10	30	8	8	41	41	41	41	41	41	8	8	8	8	8	8	8	8
23	11	23	30	30	30	30	30	30	30	30	30	30	30	30	30	30	30	30

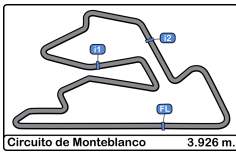




Monteblando  
COPA NACIONAL  
Carrera 1  
Cuentavueltas Gráfico

COPA NACIONAL  
V-LINE DRG.





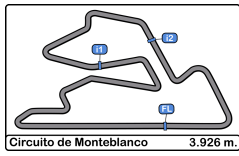
Monteblando  
COPA NACIONAL  
Carrera 1

COPA NACIONAL  
V-LINE DRG.

Tiempos Parada en Pit

Ord.	Nr.	In Day Time	Equipo/Concur sante	Nat	Piloto 1	Nat	Piloto 2	Nat	Vehiculo	Cat	T. Entrada	Nº Parada	Tiempo Pit	Handicap	Dif.
------	-----	-------------	---------------------	-----	----------	-----	----------	-----	----------	-----	------------	-----------	------------	----------	------

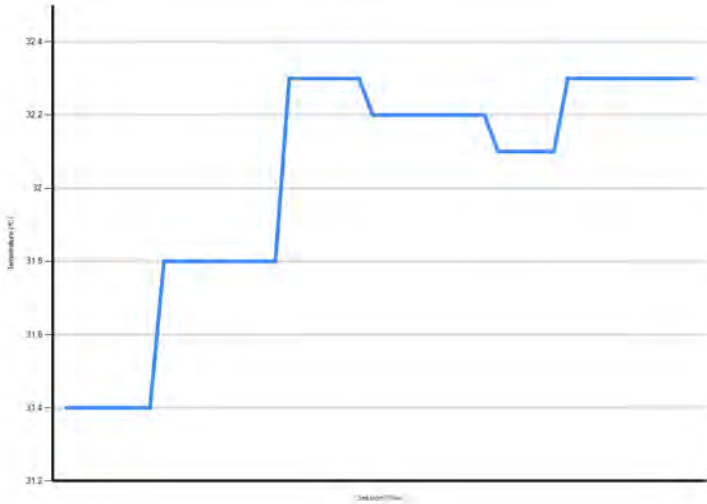




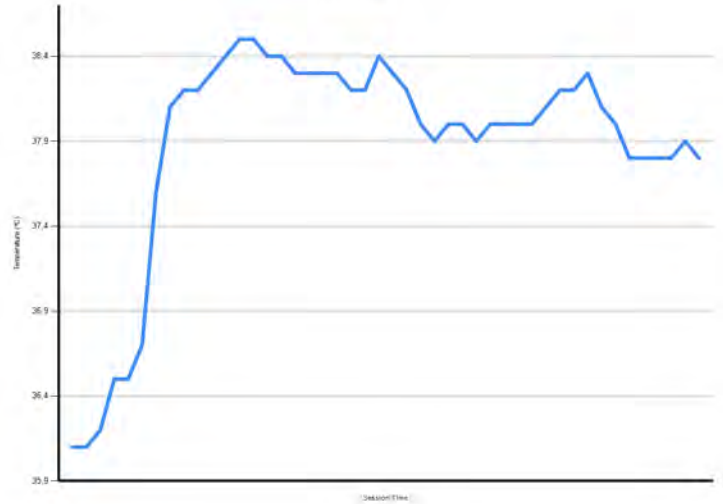
**Monteblando**  
**COPA NACIONAL**  
**Carrera 1**  
**Informe Meteorológico**




Temperatura Aire



Temperatura Pista



Humidad




Presión

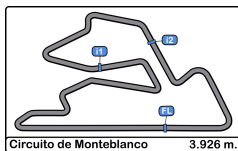


Velocidad Viento



Dirección Viento





**Monteblando**  
**COPA NACIONAL**  
**Carrera 1**  
**Resultados Finales**



Clas	Nº	Piloto	Cat	Clas	Equipo	Vehiculo	Vtas.	Tiempo Total	Dif 1º	Interval	Km/h	Mejor	Tiempo	Km/h
1	88	Mauro Tim Polderman			A.SCHIMPF TEAM	Renault CLIO CUP V	16	31:08.346			121.0	13	1:56.134	121.7
2	17	Nicolas Abella Romero			ESCUADERIA LA	Renault CLIO CUP V	16	31:13.406	5.060	5.060	120.7	12	1:56.392	121.4
3	23	Jose A. Gomez Gutierrez			ESCUADERIA LA	Renault CLIO CUP V	16	31:22.194	13.848	8.788	120.1	15	1:56.509	121.3
4	22	Stephan Polderman			A.SCHIMPF TEAM	Renault CLIO CUP V	16	31:22.665	14.319	0.471	120.1	14	1:56.602	121.2
5	65	Fabien Julia			FABIEN JULIA	Renault CLIO CUP V	16	31:23.191	14.845	0.526	120.0	16	1:56.438	121.3
6	66	Alejandro Romero Beiro			MOTOR CLUB	Renault CLIO CUP V	16	31:37.600	29.254	14.409	119.1	4	1:57.440	120.3
7	21	Lydia Sempere Frances			A.SCHIMPF TEAM	Renault CLIO CUP V	16	31:38.016	29.670	0.416	119.1	6	1:57.626	120.1
8	41	Alejandro Iribas Estrada			ESCUADERIA LA	Renault CLIO CUP V	16	31:38.765	30.419	0.749	119.0	11	1:57.208	120.5
9	10	Maximo Varela Ortiz			ESCUADERIA LA	Renault CLIO CUP V	16	31:39.473	31.127	0.708	119.0	3	1:57.522	120.2
10	8	Joaquín Rodrigo Perez			AUTOMÓVIL CLUB	Renault CLIO CUP V	16	32:07.202	58.856	27.729	117.3	7	1:57.899	119.8

**Not classified: (Requirements: 75% of number laps of leader = 12 Laps)**

30	Sergio Cabal Diez	RASANTE SPORT	Renault CLIO CUP V	5	10:21.685	11 Vtas.	11 Vtas.	113.6	3	2:00.104	117.6
----	-------------------	---------------	--------------------	---	-----------	----------	----------	-------	---	----------	-------

Vta. Rápida Mauro Tim Polderman en 1:56.134 a 121.7 Km/h en la vta. 13

Publicado a las:.....

Temp Pista: **37.8 °C** Temp Aire: **32.3 °C** Humedad: **43 %** Estado Pista: **SECA**

**Comisarios Deportivos:**

Josep Cartanya  
 CD-989-ESP/CAT

Juan Luis Elena Falco  
 CD-0350-ESP/AN

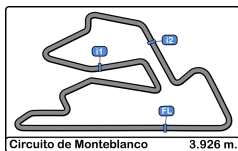
Carlos Melero Mora  
 CD-2124-ESP/AN

**Cronometrador:**

  
 Luis Garcia  
 JOB-2654-ESP/M







**Monteblando**  
**COPA NACIONAL**  
**Carrera 2**  
**Parrilla de Salida**

**COPA NACIONAL**  
V-LINE ORG.

10	30	RASANTE SPORT <b>Sergio Cabal Diez</b>	1:58.801	6.	ESCUDERIA LA CORUÑA <b>Jose A. Gomez Gutierrez</b>	23	11
8	21	A.SCHIMPF TEAM <b>Lvdia Sempere Frances</b>	1:56.758	5.	AUTOMÓVIL CLUB ZARAGOZA <b>Joaquín Rodrigo Perez</b>	8	9
6	10	ESCUDERIA LA CORUÑA <b>Maximo Varela Ortiz</b>	1:56.116	4.	MOTOR CLUB SABADELL <b>Alejandro Romero Beiro</b>	66	7
4	65	FABIEN JULIA <b>Fabien Julia</b>	1:55.760	3.	ESCUDERIA LA CORUÑA <b>Alejandro Iribas Estrada</b>	41	5
2	17	ESCUDERIA LA CORUÑA <b>Nicolas Abella Romero</b>	1:55.234	2.	A.SCHIMPF TEAM <b>Stephan Polderman</b>	22	3
				1.	A.SCHIMPF TEAM <b>Mauro Tim Polderman</b>	88	1

Pole

Publicado a las:.....

**Comisarios Deportivos:**

Josep Cartanya

Juan Luis Elena Falco

Carlos Melero Mora

CD-989-ESP/CAT

CD-0350-ESP/AN

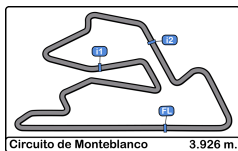
CD-2124-ESP/AN

**Cronometrador:**

Luis Garcia

JOB-2654-ESP/M





Monteblando  
COPA NACIONAL  
Carrera 2

COPA NACIONAL  
V-LINE ORG.

Resultados Provisionales

Clas	Nº	Piloto	Cat	Clas	Equipo	Vehiculo	Vtas.	Tiempo Total	Dif 1º	Interval	Km/h	Mejor	Tiempo	Km/h
1	88	Mauro Tim Polderman			A.SCHIMPF TEAM	Renault CLIO CUP V	16	31:15.200			120.5	10	1:55.738	122.1
2	65	Fabien Julia			FABIEN JULIA	Renault CLIO CUP V	16	31:16.487	1.287	1.287	120.5	10	1:56.261	121.5
3	17	Nicolas Abella Romero			ESCUADERIA LA	Renault CLIO CUP V	16	31:17.274	2.074	0.787	120.4	7	1:56.429	121.3
4	22	Stephan Polderman			A.SCHIMPF TEAM	Renault CLIO CUP V	16	31:17.808	2.608	0.534	120.4	14	1:56.470	121.3
5	23	Jose A. Gomez Gutierrez			ESCUADERIA LA	Renault CLIO CUP V	16	31:18.213	3.013	0.405	120.4	15	1:56.332	121.4
6	8	Joaquín Rodrigo Perez			AUTOMÓVIL CLUB	Renault CLIO CUP V	16	31:35.686	20.486	17.473	119.2	6	1:57.661	120.1
7	21	Lydia Sempere Frances			A.SCHIMPF TEAM	Renault CLIO CUP V	16	31:35.945	20.745	0.259	119.2	9	1:57.747	120.0
8	41	Alejandro Iribas Estrada			ESCUADERIA LA	Renault CLIO CUP V	16	31:38.020	22.820	2.075	119.1	3	1:57.603	120.1
9	66	Alejandro Romero Beiro			MOTOR CLUB	Renault CLIO CUP V	16	31:45.103	29.903	7.083	118.7	3	1:57.914	119.8
10	10	Maximo Varela Ortiz			ESCUADERIA LA	Renault CLIO CUP V	16	32:34.089	1:18.889	48.986	115.7	15	1:57.251	120.5

Not classified: (Requirements: 75% of number laps of leader = 12 Laps)

30	Sergio Cabal Diez	RASANTE SPORT	Renault CLIO CUP V
----	-------------------	---------------	--------------------

Vta. Rápida Mauro Tim Polderman en 1:55.738 a 122.1 Km/h en la vta. 10

Publicado a las:.....

Temp Pista: 32.9 °C Temp Aire: 30.5 °C Humedad: 52 % Estado Pista: SECA

Director Carrera:

Máximo Guerrero

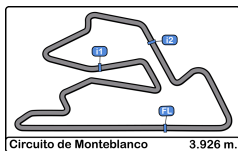
DPB-0803-ESP/NA

Cronometrador:

  
Luis Garcia

JOB-2654-ESP/M





**Monteblando**  
**COPA NACIONAL**  
**Carrera 2**

**COPA NACIONAL**  
V-LINE ORG.

**Resultados Provisionales por Categoría**

Clas	Nº	Piloto	Cat	Clas	Equipo	Vehiculo	Vtas.	Tiempo Total	Dif 1º	Interval	Km/h	Mejor	Tiemp	Km/h
1	88	Mauro Tim Polderman			A.SCHIMPF TEAM	Renault CLIO CUP V	16	31:15.200			120.5	10	1:55.73	122.1
2	65	Fabien Julia			FABIEN JULIA	Renault CLIO CUP V	16	31:16.487	1.287	1.287	120.5	10	1:56.26	121.5
3	17	Nicolas Abella Romero			ESCUDERIA LA	Renault CLIO CUP V	16	31:17.274	2.074	0.787	120.4	7	1:56.42	121.3
4	22	Stephan Polderman			A.SCHIMPF TEAM	Renault CLIO CUP V	16	31:17.808	2.608	0.534	120.4	14	1:56.47	121.3
5	23	Jose Antonio Gomez Gutierrez			ESCUDERIA LA	Renault CLIO CUP V	16	31:18.213	3.013	0.405	120.4	15	1:56.33	121.4
6	8	Joaquín Rodrigo Perez			AUTOMÓVIL CLUB	Renault CLIO CUP V	16	31:35.686	20.486	17.473	119.2	6	1:57.66	120.1
7	21	Lydia Sempere Frances			A.SCHIMPF TEAM	Renault CLIO CUP V	16	31:35.945	20.745	0.259	119.2	9	1:57.74	120.0
8	41	Alejandro Iribas Estrada			ESCUDERIA LA	Renault CLIO CUP V	16	31:38.020	22.820	2.075	119.1	3	1:57.60	120.1
9	66	Alejandro Romero Beiro			MOTOR CLUB	Renault CLIO CUP V	16	31:45.103	29.903	7.083	118.7	3	1:57.91	119.8
10	10	Maximo Varela Ortiz			ESCUDERIA LA	Renault CLIO CUP V	16	32:34.089	1:18.889	48.986	115.7	15	1:57.25	120.5

**Not classified: (Requirements: 75% of number laps of leader = 12 Laps)**

30	Sergio Cabal Diez	RASANTE SPORT	Renault CLIO CUP V
----	-------------------	---------------	--------------------

Vta. Rápida Mauro Tim Polderman en 1:55.738 a 122.1 Km/h en la vta. 10

Publicado a las:.....

Temp Pista: **32.9 °C** Temp Aire: **30.5 °C** Humedad: **52 %** Estado Pista: **SECA**

**Director Carrera:**

Máximo Guerrero

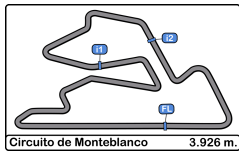
DPB-0803-ESP/NA

**Cronometrador:**

  
Luis Garcia

JOB-2654-ESP/M



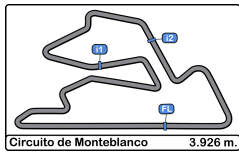


Monteblanco  
COPA NACIONAL  
Carrera 2

COPA NACIONAL  
V-LINE DRG.

Clasificación Provisional por Vuelta Rápida de Piloto

Cl	Nº	Equipo/Concursante	Vehículo	Piloto	Cat	Cl	Vtas.	Mejor	Tiempo	Dif 1º	Interval	Km/h
1	88	A.SCHIMPF TEAM	Renault CLIO CUP V	Mauro Tim Polderman			16	10	1:55.738			122.1
2	65	FABIEN JULIA	Renault CLIO CUP V	Fabien Julia			16	10	1:56.261	0.523	0.523	121.5
3	23	ESCUADERIA LA CORUÑA	Renault CLIO CUP V	Jose A. Gomez Gutierrez			16	15	1:56.332	0.594	0.071	121.4
4	17	ESCUADERIA LA CORUÑA	Renault CLIO CUP V	Nicolas Abella Romero			16	7	1:56.429	0.691	0.097	121.3
5	22	A.SCHIMPF TEAM	Renault CLIO CUP V	Stephan Polderman			16	14	1:56.470	0.732	0.041	121.3
6	10	ESCUADERIA LA CORUÑA	Renault CLIO CUP V	Maximo Varela Ortiz			16	15	1:57.251	1.513	0.781	120.5
7	41	ESCUADERIA LA CORUÑA	Renault CLIO CUP V	Alejandro Iribas Estrada			16	3	1:57.603	1.865	0.352	120.1
8	8	AUTOMÓVIL CLUB ZARAGO	Renault CLIO CUP V	Joaquín Rodrigo Perez			16	6	1:57.661	1.923	0.058	120.1
9	21	A.SCHIMPF TEAM	Renault CLIO CUP V	Lydia Sempere Frances			16	9	1:57.747	2.009	0.086	120.0
10	66	MOTOR CLUB SABADELL	Renault CLIO CUP V	Alejandro Romero Beiro			16	3	1:57.914	2.176	0.167	119.8

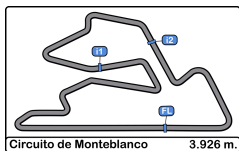


**Monteblanco**  
**COPA NACIONAL**  
**Carrera 2**

**COPA NACIONAL**  
V-LINE DRG.

**Distancia y Velocidad Media**

Clas	Nº	Piloto	Cat	Clas	Equipo	Vehiculo	Vtas.	Distancia	Tiempo Total	Km/h
1	88	Mauro Tim Polderman			A.SCHIMPF TEAM	Renault CLIO CUP V	16	62.81	31:15.200	120.5
2	65	Fabien Julia			FABIEN JULIA	Renault CLIO CUP V	16	62.81	31:16.487	120.5
3	17	Nicolas Abella Romero			ESCUADERIA LA CORUÑA	Renault CLIO CUP V	16	62.81	31:17.274	120.4
4	22	Stephan Polderman			A.SCHIMPF TEAM	Renault CLIO CUP V	16	62.81	31:17.808	120.4
5	23	Jose Antonio Gomez Gutierrez			ESCUADERIA LA CORUÑA	Renault CLIO CUP V	16	62.81	31:18.213	120.4
6	8	Joaquín Rodrigo Perez			AUTOMÓVIL CLUB ZARAGOZA	Renault CLIO CUP V	16	62.81	31:35.686	119.2
7	21	Lydia Sempere Frances			A.SCHIMPF TEAM	Renault CLIO CUP V	16	62.81	31:35.945	119.2
8	41	Alejandro Iribas Estrada			ESCUADERIA LA CORUÑA	Renault CLIO CUP V	16	62.81	31:38.020	119.1
9	66	Alejandro Romero Beiro			MOTOR CLUB SABADELL	Renault CLIO CUP V	16	62.81	31:45.103	118.7
10	10	Maximo Varela Ortiz			ESCUADERIA LA CORUÑA	Renault CLIO CUP V	16	62.81	32:34.089	115.7
11	30	Sergio Cabal Diez			RASANTE SPORT	Renault CLIO CUP V	0			



**Montebianco**  
**COPA NACIONAL**  
**Carrera 2**  
**Tiempos Por Vuelta**



8

Joaquín Rodrigo Perez

Renault CLIO CUP V

17

Nicolas Abella Romero

Renault CLIO CUP V

AUTOMÓVIL CLUB ZARAGOZA

ESCUADERIA LA CORUÑA

Vta	D	Tiempo	Sector 1	Sector 2	Sector 3	T. Spd	Elapsed	Vta	D	Tiempo	Sector 1	Sector 2	Sector 3	T. Spd	Elapsed
1		2:02.714	1:01.798	30.485	30.431		2:02.714	1		1:59.979	59.722	29.868	30.389		1:59.979
2		1:58.498	57.546	30.316	30.636		4:01.212	2		1:58.718	58.153	29.958	30.607		3:58.697
3		1:58.280	57.401	30.392	30.487		5:59.492	3		1:57.189	56.973	29.840	30.376		5:55.886
4		1:59.118	57.469	31.147	30.502		7:58.610	4		1:56.812	56.734	29.810	30.268		7:52.698
5		1:57.671	56.930	30.130	30.611		9:56.281	5		1:56.432	56.375	29.740	30.317		9:49.130
6		1:57.661	56.694	30.381	30.586		11:53.942	6		1:57.529	56.935	29.964	30.630		11:46.659
7		1:58.114	57.285	30.355	30.474		13:52.056	7		1:56.429	56.251	29.826	30.352		13:43.088
8		1:57.947	56.932	30.295	30.720		15:50.003	8		1:56.569	56.398	29.922	30.249		15:39.657
9		1:58.091	57.008	30.201	30.882		17:48.094	9		1:56.528	56.323	29.874	30.331		17:36.185
10		1:58.394	57.352	30.290	30.752		19:46.488	10		1:56.583	56.455	29.831	30.297		19:32.768
11		1:58.325	57.392	30.415	30.518		21:44.813	11		1:58.323	57.901	30.061	30.361		21:31.091
12		1:58.130	57.417	30.238	30.475		23:42.943	12		1:56.842	56.478	29.927	30.437		23:27.933
13		1:58.156	57.381	30.308	30.467		25:41.099	13		1:56.739	56.291	29.829	30.619		25:24.672
14		1:58.096	57.087	30.559	30.450		27:39.195	14		1:57.417	56.479	29.926	31.012		27:22.089
15		1:57.861	56.856	30.512	30.493		29:37.056	15		1:57.949	58.103	29.671	30.175		29:20.038
16		1:58.630	57.467	30.561	30.602		31:35.686	16		1:57.236	57.016	30.016	30.204		31:17.274

10

Maximo Varela Ortiz

Renault CLIO CUP V

21

Lydia Sempere Frances

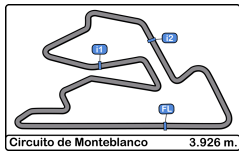
Renault CLIO CUP V

ESCUADERIA LA CORUÑA

A.SCHIMPF TEAM

Vta	D	Tiempo	Sector 1	Sector 2	Sector 3	T. Spd	Elapsed	Vta	D	Tiempo	Sector 1	Sector 2	Sector 3	T. Spd	Elapsed
1		2:04.564	1:03.345	30.623	30.596		2:04.564	1		2:02.322	1:01.368	30.478	30.476		2:02.322
2		1:59.613	57.239	30.766	31.608		4:04.177	2		1:57.989	57.312	30.248	30.429		4:00.311
3		1:58.238	57.548	30.037	30.653		6:02.415	3		1:58.747	57.840	30.338	30.569		5:59.058
4		1:57.758	56.981	30.124	30.653		8:00.173	4		2:00.390	58.342	31.228	30.820		7:59.448
5		1:58.787	57.784	30.315	30.688		9:58.960	5		1:57.767	57.065	30.312	30.390		9:57.215
6		1:57.880	56.949	30.056	30.875		11:56.840	6		1:57.769	56.860	30.536	30.373		11:54.984
7		2:23.688 P	1:15.773	31.455	36.460		14:20.528	7		1:58.285	57.155	30.156	30.974		13:53.269
8		2:31.803	1:31.311		3:08.263		16:52.331	8		1:57.780	57.153	30.171	30.456		15:51.049
9		1:58.308	57.465	30.219	30.624		18:50.639	9		1:57.747	57.057	30.100	30.590		17:48.796
10		1:58.465	57.666	30.151	30.648		20:49.104	10		1:58.062	57.054	30.544	30.464		19:46.858
11		1:57.574	57.302	30.017	30.255		22:46.678	11		1:58.436	57.496	30.343	30.597		21:45.294
12		1:57.819	57.307	30.275	30.237		24:44.497	12		1:58.099	57.114	30.452	30.533		23:43.393
13		1:57.440	57.009	29.940	30.491		26:41.937	13		1:58.316	57.412		2:28.849		25:41.709
14		1:57.452	57.003	30.097	30.352		28:39.389	14		1:58.346	56.918	30.417	31.011		27:40.055
15		1:57.251	56.637	30.111	30.503		30:36.640	15		1:57.953	56.989	30.398	30.566		29:38.008
16		1:57.449	56.946	29.985	30.518		32:34.089	16		1:57.937	57.084	30.366	30.487		31:35.945





**Monteblando**  
**COPA NACIONAL**  
**Carrera 2**  
**Tiempos Por Vuelta**



**22**

Stephan Polderman

Renault CLIO CUP V **41**

Alejandro Iribas Estrada

Renault CLIO CUP V

A.SCHIMPF TEAM

ESCUDERIA LA CORUÑA

Vta	D	Tiempo	Sector 1	Sector 2	Sector 3	T. Spd	Elapsed	Vta	D	Tiempo	Sector 1	Sector 2	Sector 3	T. Spd	Elapsed
1		2:01.010	1:00.476	30.040	30.494		2:01.010	1		2:03.817	1:02.752	30.133	30.932		2:03.817
2		1:58.196	57.933	29.874	30.389		3:59.206	2		1:59.240	57.675	30.831	30.734		4:03.057
3		1:58.667	58.472	29.916	30.279		5:57.873	3		<b>1:57.603</b>	57.016	<b>30.011</b>	30.576		6:00.660
4		1:56.752	56.417	29.848	30.487		7:54.625	4		1:58.326	57.078	30.820	<b>30.428</b>		7:58.986
5		1:56.477	56.211	<b>29.777</b>	30.489		9:51.102	5		1:57.666	56.959	30.075	30.632		9:56.652
6		1:56.684	56.218	29.981	30.485		11:47.786	6		1:57.740	<b>56.802</b>	30.159	30.779		11:54.392
7		1:57.123	56.740	29.834	30.549		13:44.909	7		1:58.666	57.294	30.272	31.100		13:53.058
8		1:57.130	56.630	30.114	30.386		15:42.039	8		1:58.595	57.798	30.329	30.468		15:51.653
9		1:58.849	57.736	30.636	30.477		17:40.888	9		1:57.741	57.116	30.035	30.590		17:49.394
10		1:56.491	56.236	29.848	30.407		19:37.379	10		1:57.997	57.065	30.329	30.603		19:47.391
11		1:56.637	56.173	29.979	30.485		21:34.016	11		1:58.409	57.406	30.442	30.561		21:45.800
12		1:56.542	56.181	29.786	30.575		23:30.558	12		1:58.355	57.608	30.116	30.631		23:44.155
13		1:56.492	<b>55.986</b>	29.936	30.570		25:27.050	13		1:58.715	57.720	30.364	30.631		25:42.870
14		<b>1:56.470</b>	56.193	29.887	30.390		27:23.520	14		1:58.091	57.444	30.146	30.501		27:40.961
15		1:57.046	56.980	29.865	<b>30.201</b>		29:20.566	15		1:58.593	57.627	30.283	30.683		29:39.554
16		1:57.242	56.106	30.599	30.537		31:17.808	16		1:58.466	57.535	30.243	30.688		31:38.020

**23**

Jose Antonio Gomez Gutierrez

Renault CLIO CUP V **65**

Fabien Julia

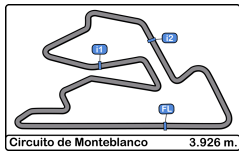
Renault CLIO CUP V

ESCUDERIA LA CORUÑA

FABIEN JULIA

Vta	D	Tiempo	Sector 1	Sector 2	Sector 3	T. Spd	Elapsed	Vta	D	Tiempo	Sector 1	Sector 2	Sector 3	T. Spd	Elapsed
1		2:04.204	1:03.128	30.550	30.526		2:04.204	1		2:01.226	1:00.699	30.130	30.397		2:01.226
2		1:58.215	56.839	30.700	30.676		4:02.419	2		1:58.337	58.102	29.940	30.295		3:59.563
3		1:57.418	56.765	30.188	30.465		5:59.837	3		1:57.741	57.758	29.761	30.222		5:57.304
4		1:58.111	57.286	30.407	30.418		7:57.948	4		1:56.411	56.484	29.715	30.212		7:53.715
5		1:56.949	56.637	30.004	30.308		9:54.897	5		1:56.445	56.562	29.771	<b>30.112</b>		9:50.160
6		1:57.100	56.543	30.093	30.464		11:51.997	6		1:56.961	56.465	30.127	30.369		11:47.121
7		1:56.896	56.566	29.980	30.350		13:48.893	7		1:56.554	56.541	29.790	30.223		13:43.675
8		1:57.175	56.622	30.089	30.464		15:46.068	8		1:58.094	57.282	30.287	30.525		15:41.769
9		1:56.588	56.264	29.967	30.357		17:42.656	9		1:57.483	57.447	29.742	30.294		17:39.252
10		1:56.520	56.293	29.822	30.405		19:39.176	10		<b>1:56.261</b>	<b>56.414</b>	<b>29.670</b>	30.177		19:35.513
11		1:56.607	56.338	29.911	30.358		21:35.783	11		1:56.471	56.458	29.875	30.138		21:31.984
12		1:56.418	56.249	29.915	<b>30.254</b>		23:32.201	12		1:56.909	56.880	29.914	30.115		23:28.893
13		1:56.688	56.493	29.829	30.366		25:28.889	13		1:56.753	56.615	29.860	30.278		25:25.646
14		1:56.491	56.319	29.831	30.341		27:25.380	14		1:56.873	56.524	29.910	30.439		27:22.519
15		<b>1:56.332</b>	<b>56.132</b>	29.893	30.307		29:21.712	15		1:57.058	57.171	29.771	30.116		29:19.577
16		1:56.501	56.379	<b>29.788</b>	30.334		31:18.213	16		1:56.910	56.489	29.923	30.498		31:16.487





**Monteblando**  
**COPA NACIONAL**  
**Carrera 2**  
**Tiempos Por Vuelta**



**66**

Alejandro Romero Beiro

Renault CLIO CUP V

MOTOR CLUB SABADELL

Vta	D	Tiempo	Sector 1	Sector 2	Sector 3	T. Spd	Elapsed
1		2:03.290	1:02.351	30.349	30.590		2:03.290
2		2:00.716	57.479	31.854	31.383		4:04.006
3		<b>1:57.914</b>	57.182	30.124	30.608		6:01.920
4		1:57.956	<b>56.736</b>	30.319	30.901		7:59.876
5		1:58.556	57.767	30.213	<b>30.576</b>		9:58.432
6		1:58.102	56.908	30.292	30.902		11:56.534
7		1:59.348	58.324	30.183	30.841		13:55.882
8		1:59.257	57.781	30.326	31.150		15:55.139
9		1:59.409	57.876	30.397	31.136		17:54.548
10		1:58.872	57.150	30.510	31.212		19:53.420
11		1:58.714	57.097	30.747	30.870		21:52.134
12		1:58.223	57.206	<b>30.091</b>	30.926		23:50.357
13		1:58.434	57.173	30.276	30.985		25:48.791
14		1:58.898	57.413	30.244	31.241		27:47.689
15		1:59.092	57.598	30.481	31.013		29:46.781
16		1:58.322	56.847	30.381	31.094		31:45.103

**88**

Mauro Tim Polderman

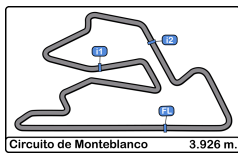
Renault CLIO CUP V

A.SCHIMPF TEAM

Vta	D	Tiempo	Sector 1	Sector 2	Sector 3	T. Spd	Elapsed
1		2:00.202	59.985	29.907	30.310		2:00.202
2		1:58.670	58.233	29.779	30.658		3:58.872
3		1:57.254	57.230	29.717	30.307		5:56.126
4		1:56.856	56.794	29.754	30.308		7:52.982
5		1:56.522	56.597	29.750	30.175		9:49.504
6		1:57.320	56.853	29.787	30.680		11:46.824
7		1:57.102	57.231	29.689	30.182		13:43.926
8		1:57.423	56.821	30.374	30.228		15:41.349
9		1:55.962	56.219	29.635	30.108		17:37.311
10		<b>1:55.738</b>	<b>55.968</b>	29.734	<b>30.036</b>		19:33.049
11		1:58.308	57.744	30.156	30.408		21:31.357
12		1:56.950	56.522	29.870	30.558		23:28.307
13		1:56.839	56.678	29.609	30.552		25:25.146
14		1:56.917	56.533	29.721	30.663		27:22.063
15		1:56.992	57.263	29.609	30.120		29:19.055
16		1:56.145	56.368	<b>29.603</b>	30.174		31:15.200







**Montebianco**  
**COPA NACIONAL**  
**Carrera 2**  
**Análisis**

**COPA NACIONAL**  
V-LINE DRG

Num	Tiempo Vta.	Dif 1°
<b>Vta 1</b>		
17	1:59.979	
88	2:00.202	00.223
22	2:01.010	01.031
65	2:01.226	01.247
21	2:02.322	02.343
8	2:02.714	02.735
66	2:03.290	03.311
41	2:03.817	03.838
23	2:04.204	04.225
10	2:04.564	04.585

Num	Tiempo Vta.	Dif 1°
<b>Vta 2</b>		
17	1:58.718	
88	1:58.670	00.175
22	1:58.196	00.509
65	1:58.337	00.866
21	1:57.989	01.614
8	1:58.498	02.515
23	1:58.215	03.722
41	1:59.240	04.360
66	2:00.716	05.309
10	1:59.613	05.480

Num	Tiempo Vta.	Dif 1°
<b>Vta 3</b>		
17	1:57.189	
88	1:57.254	00.240
65	1:57.741	01.418
22	1:58.667	01.987
21	1:58.747	03.172
8	1:58.280	03.606
23	1:57.418	03.951
41	1:57.603	04.774
66	1:57.914	06.034
10	1:58.238	06.529

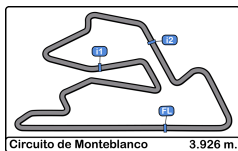
Num	Tiempo Vta.	Dif 1°
<b>Vta 4</b>		
17	1:56.812	
88	1:56.856	00.284
65	1:56.411	01.017
22	1:56.752	01.927
23	1:58.111	05.250
8	1:59.118	05.912
41	1:58.326	06.288
21	2:00.390	06.750
66	1:57.956	07.178
10	1:57.758	07.475

Num	Tiempo Vta.	Dif 1°
<b>Vta 5</b>		
17	1:56.432	
88	1:56.522	00.374
65	1:56.445	01.030
22	1:56.477	01.972
23	1:56.949	05.767
8	1:57.671	07.151
41	1:57.666	07.522

Num	Tiempo Vta.	Dif 1°
<b>Vta 6</b>		
21	1:57.767	08.085
66	1:58.556	09.302
10	1:58.787	09.830
<b>Vta 7</b>		
17	1:57.529	
88	1:57.320	00.165
65	1:56.961	00.462
22	1:56.684	01.127
23	1:57.100	05.338
8	1:57.661	07.283
41	1:57.740	07.733
21	1:57.769	08.325
66	1:58.102	09.875
10	1:57.880	10.181
<b>Vta 8</b>		
17	1:56.429	
65	1:56.554	00.587
88	1:57.102	00.838
22	1:57.123	01.821
23	1:56.896	05.805
8	1:58.114	08.968
41	1:58.666	09.970
21	1:58.285	10.181
66	1:59.348	12.794
10	2:23.688	37.440
<b>Vta 9</b>		
17	1:56.569	
88	1:57.423	01.692
65	1:58.094	02.112
22	1:57.130	02.382
23	1:57.175	06.411
8	1:57.947	10.346
21	1:57.780	11.392
41	1:58.595	11.996
66	1:59.257	15.482
10	2:31.803	1:12.674
<b>Vta 10</b>		
17	1:56.528	
88	1:55.962	01.126
65	1:57.483	03.067
22	1:58.849	04.703
23	1:56.588	06.471
8	1:58.091	11.909
21	1:57.747	12.611
41	1:57.741	13.209
66	1:59.409	18.363
10	1:58.308	1:14.454
<b>Vta 11</b>		
17	1:58.323	
88	1:58.308	00.266
65	1:56.471	00.893
22	1:56.637	02.925
23	1:56.607	04.692
8	1:58.325	13.722
21	1:58.436	14.203
41	1:58.409	14.709
66	1:58.714	21.043
10	1:57.574	1:15.587
<b>Vta 12</b>		
17	1:56.842	
88	1:56.950	00.374
65	1:56.909	00.960
22	1:56.542	02.625
23	1:56.418	04.268
8	1:58.130	15.010
21	1:58.099	15.460
41	1:58.355	16.222
66	1:58.223	22.424
10	1:57.819	1:16.564
<b>Vta 13</b>		
17	1:56.739	
88	1:56.839	00.474
65	1:56.753	00.974
22	1:56.492	02.378
23	1:56.688	04.217
8	1:58.156	16.427
21	1:58.316	17.037
41	1:58.715	18.198
66	1:58.434	24.119
10	1:57.440	1:17.265
<b>Vta 14</b>		
88	1:56.917	
17	1:57.417	00.026
65	1:56.873	00.456
22	1:56.470	01.457
23	1:56.491	03.317
8	1:58.096	17.132
21	1:58.346	17.992
41	1:58.091	18.898
66	1:58.898	25.626
10	1:57.452	1:17.326

Num	Tiempo Vta.	Dif 1°
<b>Vta 15</b>		
88	1:56.992	
65	1:57.058	00.522
17	1:57.949	00.983
22	1:57.046	01.511
23	1:56.332	02.657
8	1:57.861	18.001
21	1:57.953	18.953
41	1:58.593	20.499
66	1:59.092	27.726
10	1:57.251	1:17.585
<b>Vta 16</b>		
88	1:56.145	
65	1:56.910	01.287
17	1:57.236	02.074
22	1:57.242	02.608
23	1:56.501	03.013
8	1:58.630	20.486
21	1:57.937	20.745
41	1:58.466	22.820
66	1:58.322	29.903
10	1:57.449	1:18.889



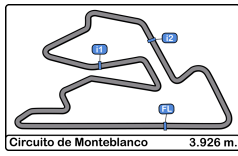


**Monteblando**  
**COPA NACIONAL**  
**Carrera 2**  
**Mejores Sectores**

**COPA NACIONAL**  
 V-LINE DRG

Sector - 1				Sector - 2				Sector - 3				Vta. Ideal vs Mejor Vta.				
Clas	Nº	Piloto	Tiempo	Nº	Piloto	Tiempo	Nº	Piloto	Tiempo	Clas	Nº	Piloto	Ideal Lap	Best Lap	Clas	
1	88	Mauro Tim Polderman	55.968	88	Mauro Tim Polderman	29.603	88	Mauro Tim Polderman	30.036	1	88	Mauro Tim	1:55.607	1:55.738	1	
2	22	Stephan Polderman	55.986	65	Fabien Julia	29.670	65	Fabien Julia	30.112	2	22	Stephan Polderman	1:55.964	1:56.470	5	
3	23	Jose A. Gomez Gutierrez	56.132	17	Nicolas Abella Romero	29.671	17	Nicolas Abella Romero	30.175	3	17	Nicolas Abella Romero	1:56.097	1:56.429	4	
4	17	Nicolas Abella Romero	56.251	22	Stephan Polderman	29.777	22	Stephan Polderman	30.201	4	23	Jose Antonio Gomez	1:56.174	1:56.332	3	
5	65	Fabien Julia	56.414	23	Jose A. Gomez Gutierrez	29.788	10	Maximo Varela Ortiz	30.237	5	65	Fabien Julia	1:56.196	1:56.261	2	
6	10	Maximo Varela Ortiz	56.637	10	Maximo Varela Ortiz	29.940	23	Jose A. Gomez Gutierrez	30.254	6	10	Maximo Varela Ortiz	1:56.814	1:57.251	6	
7	8	Joaquín Rodrigo Perez	56.694	41	Alejandro Iribas Estrada	30.011	21	Lydia Sempere Frances	30.373	7	41	Alejandro Iribas Estrada	1:57.241	1:57.603	7	
8	66	Alejandro Romero Beiro	56.736	66	Alejandro Romero Beiro	30.091	41	Alejandro Iribas Estrada	30.428	8	8	Joaquín Rodrigo Perez	1:57.255	1:57.661	8	
9	41	Alejandro Iribas Estrada	56.802	21	Lydia Sempere Frances	30.100	8	Joaquín Rodrigo Perez	30.431	9	21	Lydia Sempere Frances	1:57.333	1:57.747	9	
10	21	Lydia Sempere Frances	56.860	8	Joaquín Rodrigo Perez	30.130	66	Alejandro Romero Beiro	30.576	10	66	Alejandro Romero Beiro	1:57.403	1:57.914	10	

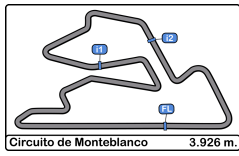




Montebianco  
COPA NACIONAL  
Carrera 2  
Secuencia Líder

COPA NACIONAL  
V-LINE DRG.

Nº	Piloto	Cat	Clas	Equipo	Vehiculo	Vta. Inicio	Vta. Fin	Vtas.	Total Laps
17	Nicolas Abella Romero			ESCUDERIA LA CORUÑA	Renault CLIO CUP V	1	13	13	13
88	Mauro Tim Polderman			A.SCHIMPF TEAM	Renault CLIO CUP V	14	16	3	3

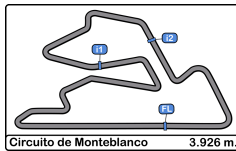


Monteblando  
COPA NACIONAL  
Carrera 2  
5 Mejores Tiempos

COPA NACIONAL  
V-LINE DRG

Circuito de Monteblando 3,926 m.

Cls	Nº	Piloto	Cat	Cls	Equipo	Vehiculo	Mejor 1		Mejor 2		Mejor 3		Mejor 4		Mejor 5	
							Tiemp	Vta	Tiemp	Vta	Tiemp	Vta	Tiemp	Vta	Tiemp	Vta
1	88	Mauro Tim Polderman			A.SCHIMPF TEAM	Renault CLIO CUP V	1:55.738	10	1:55.962	9	1:56.145	16	1:56.522	5	1:56.839	13
2	65	Fabien Julia			FABIEN JULIA	Renault CLIO CUP V	1:56.261	10	1:56.411	4	1:56.445	5	1:56.471	11	1:56.554	7
3	23	Jose Antonio Gomez Gutierrez			ESCUDERIA LA CORUÑA	Renault CLIO CUP V	1:56.332	15	1:56.418	12	1:56.491	14	1:56.501	16	1:56.520	10
4	17	Nicolas Abella Romero			ESCUDERIA LA CORUÑA	Renault CLIO CUP V	1:56.429	7	1:56.432	5	1:56.528	9	1:56.569	8	1:56.583	10
5	22	Stephan Polderman			A.SCHIMPF TEAM	Renault CLIO CUP V	1:56.470	14	1:56.477	5	1:56.491	10	1:56.492	13	1:56.542	12
6	10	Maximo Varela Ortiz			ESCUDERIA LA CORUÑA	Renault CLIO CUP V	1:57.251	15	1:57.440	13	1:57.449	16	1:57.452	14	1:57.574	11
7	41	Alejandro Iribas Estrada			ESCUDERIA LA CORUÑA	Renault CLIO CUP V	1:57.603	3	1:57.666	5	1:57.740	6	1:57.741	9	1:57.997	10
8	8	Joaquín Rodrigo Perez			AUTOMÓVIL CLUB	Renault CLIO CUP V	1:57.661	6	1:57.671	5	1:57.861	15	1:57.947	8	1:58.091	9
9	21	Lydia Sempere Frances			A.SCHIMPF TEAM	Renault CLIO CUP V	1:57.747	9	1:57.767	5	1:57.769	6	1:57.780	8	1:57.937	16
10	66	Alejandro Romero Beiro			MOTOR CLUB SABADELL	Renault CLIO CUP V	1:57.914	3	1:57.956	4	1:58.102	6	1:58.223	12	1:58.322	16



# Montebianco COPA NACIONAL

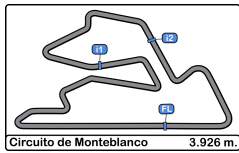
# COPA NACIONAL



## Carrera 2

### Secuencia Vueltas Rápidas

Vta	Hora Día	Tiempo Sesión	Nº Piloto	Cat	Equipo	Vehiculo	Tiempo	Km/h
2	18:46:55.935	3:58.935	17 Nicolas Abella Romero		ESCUADERIA LA CORUÑA	Renault CLIO CUP V	1:58.718	119.0
2	18:46:56.110	3:59.110	88 Mauro Tim Polderman		A.SCHIMPF TEAM	Renault CLIO CUP V	1:58.670	119.1
2	18:46:56.444	3:59.444	22 Stephan Polderman		A.SCHIMPF TEAM	Renault CLIO CUP V	1:58.196	119.5
2	18:46:57.549	4:00.549	21 Lydia Sempere Frances		A.SCHIMPF TEAM	Renault CLIO CUP V	1:57.989	119.7
3	18:48:53.124	5:56.124	17 Nicolas Abella Romero		ESCUADERIA LA CORUÑA	Renault CLIO CUP V	1:57.189	120.6
4	18:50:49.936	7:52.936	17 Nicolas Abella Romero		ESCUADERIA LA CORUÑA	Renault CLIO CUP V	1:56.812	120.9
4	18:50:50.953	7:53.953	65 Fabien Julia		FABIEN JULIA	Renault CLIO CUP V	1:56.411	121.4
9	19:00:34.549	17:37.549	88 Mauro Tim Polderman		A.SCHIMPF TEAM	Renault CLIO CUP V	1:55.962	121.8
10	19:02:30.287	19:33.287	88 Mauro Tim Polderman		A.SCHIMPF TEAM	Renault CLIO CUP V	1:55.738	122.1



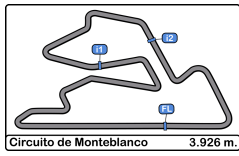
**Montebianco**  
**COPA NACIONAL**  
**Carrera 2**  
**Cuentavueltas**



**VTA**

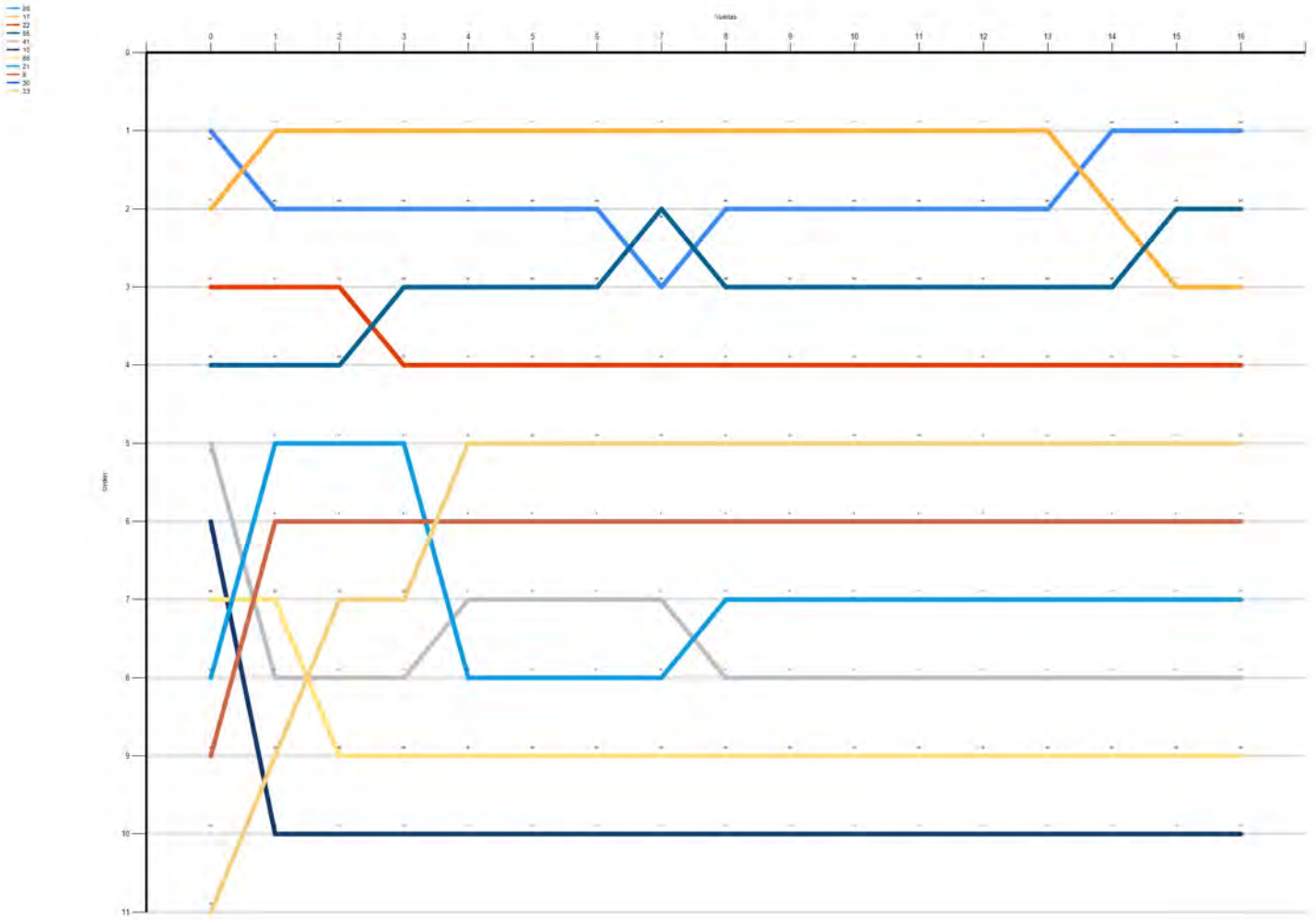
Nr	Pos	Grid	1	2	3	4	5	6	7	8	9	10	11	12	13	14	15	16
88	1	88	17	17	17	17	17	17	17	17	17	17	17	17	17	88	88	88
17	2	17	88	88	88	88	88	88	65	88	88	88	88	88	88	17	65	65
22	3	22	22	22	65	65	65	65	88	65	65	65	65	65	65	65	17	17
65	4	65	65	65	22	22	22	22	22	22	22	22	22	22	22	22	22	22
41	5	41	21	21	21	23	23	23	23	23	23	23	23	23	23	23	23	23
10	6	10	8	8	8	8	8	8	8	8	8	8	8	8	8	8	8	8
66	7	66	66	23	23	41	41	41	41	21	21	21	21	21	21	21	21	21
21	8	21	41	41	41	21	21	21	21	41	41	41	41	41	41	41	41	41
8	9	8	23	66	66	66	66	66	66	66	66	66	66	66	66	66	66	66
30	10	30	10	10	10	10	10	10	10	10	10	10	10	10	10	10	10	10
23	11	23																

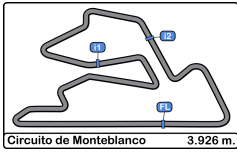




Monteblando  
COPA NACIONAL  
Carrera 2  
Cuentavueltas Gráfico

COPA NACIONAL  
V-LINE DRG.





**Monteblando**  
**COPA NACIONAL**  
**Carrera 2**

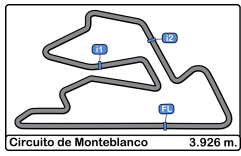
**COPA NACIONAL**  
 V-LINE DRG.

**Tiempos Parada en Pit**

Ord.	Nr.	In Day Time	Equipo/Concur sante	Nat	Piloto 1	Nat	Piloto 2	Nat	Vehiculo	Cat	T. Entrada	Nº Parada	Tiempo Pit	Handicap	Dif.
1	10	18:57:15.428	ESCUADERIA LA CARRERA		Maximo Varela Ortiz				Renault CLIO		14:18.190	1	37.441		



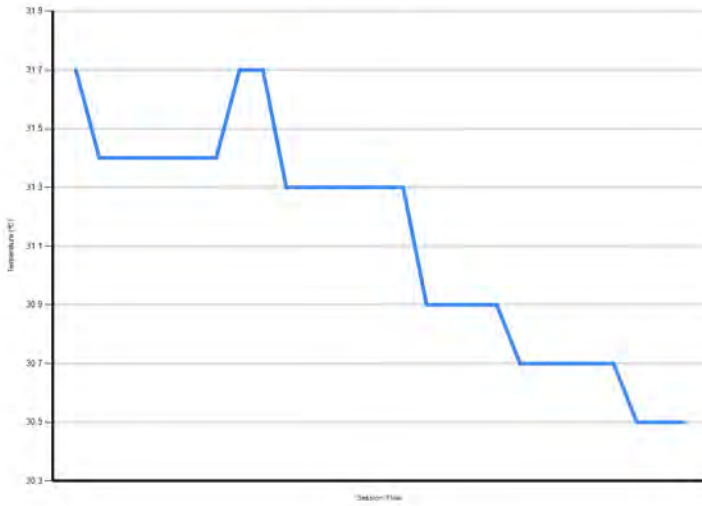




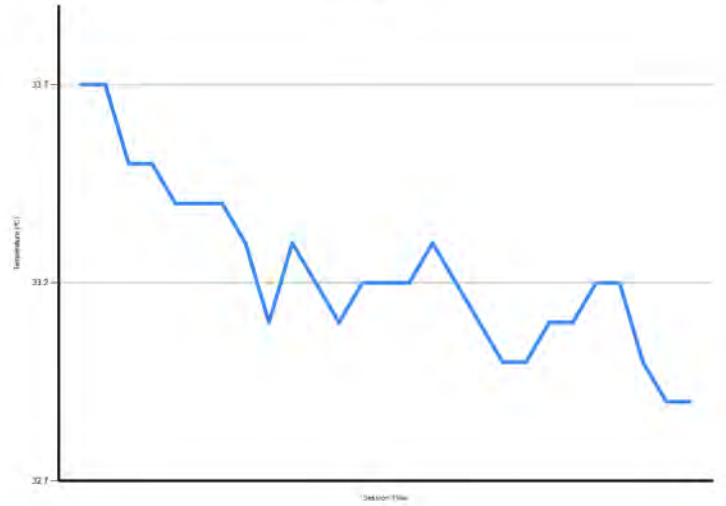
Monteblando  
COPA NACIONAL  
Carrera 2  
Informe Meteorológico

COPA NACIONAL  
V-LINE DRG.

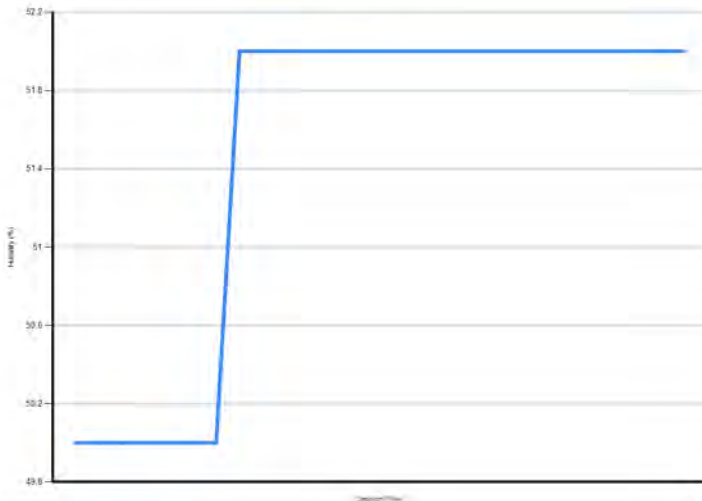
Temperatura Aire



Temperatura Pista



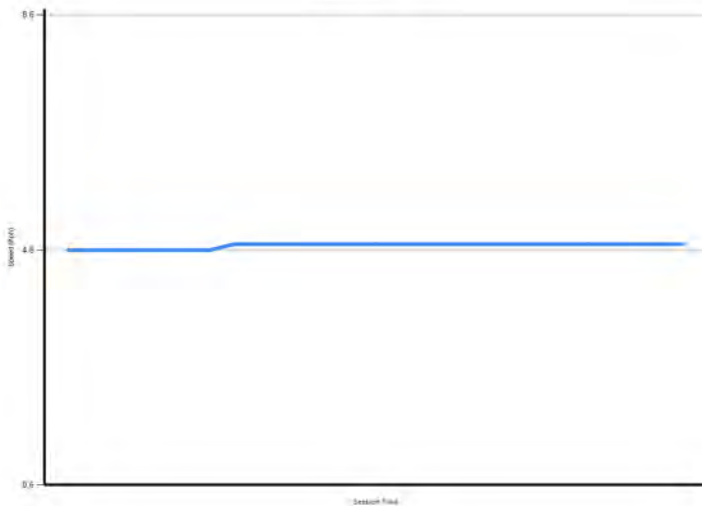
Humedad



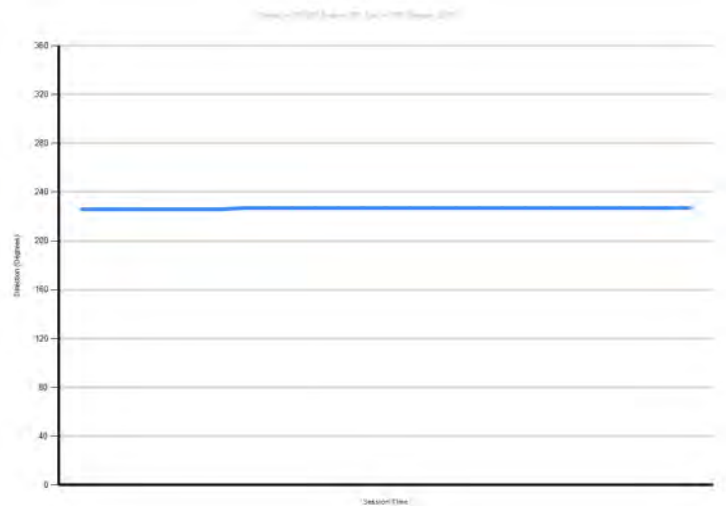
Presión

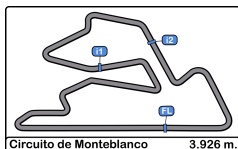


Velocidad Viento



Dirección Viento





**Monteblando**  
**COPA NACIONAL**  
**Carrera 2**  
**Resultados Finales**

**COPA NACIONAL**  
V-LINE ORG.

Clas	Nº	Piloto	Cat	Clas	Equipo	Vehiculo	Vtas.	Tiempo Total	Dif 1º	Interval	Km/h	Mejor	Tiempo	Km/h
1	88	Mauro Tim Polderman			A.SCHIMPF TEAM	Renault CLIO CUP V	16	<b>31:15.200</b>			120.5	10	1:55.738	122.1
2	65	Fabien Julia			FABIEN JULIA	Renault CLIO CUP V	16	<b>31:16.487</b>	1.287	1.287	120.5	10	1:56.261	121.5
3	17	Nicolas Abella Romero			ESCUADERIA LA	Renault CLIO CUP V	16	<b>31:17.274</b>	2.074	0.787	120.4	7	1:56.429	121.3
4	22	Stephan Polderman			A.SCHIMPF TEAM	Renault CLIO CUP V	16	<b>31:17.808</b>	2.608	0.534	120.4	14	1:56.470	121.3
5	23	Jose A. Gomez Gutierrez			ESCUADERIA LA	Renault CLIO CUP V	16	<b>31:18.213</b>	3.013	0.405	120.4	15	1:56.332	121.4
6	8	Joaquín Rodrigo Perez			AUTOMÓVIL CLUB	Renault CLIO CUP V	16	<b>31:35.686</b>	20.486	17.473	119.2	6	1:57.661	120.1
7	21	Lydia Sempere Frances			A.SCHIMPF TEAM	Renault CLIO CUP V	16	<b>31:35.945</b>	20.745	0.259	119.2	9	1:57.747	120.0
8	41	Alejandro Iribas Estrada			ESCUADERIA LA	Renault CLIO CUP V	16	<b>31:38.020</b>	22.820	2.075	119.1	3	1:57.603	120.1
9	66	Alejandro Romero Beiro			MOTOR CLUB	Renault CLIO CUP V	16	<b>31:45.103</b>	29.903	7.083	118.7	3	1:57.914	119.8
10	10	Maximo Varela Ortiz			ESCUADERIA LA	Renault CLIO CUP V	16	<b>32:34.089</b>	1:18.889	48.986	115.7	15	1:57.251	120.5

**Not classified: (Requirements: 75% of number laps of leader = 12 Laps)**

30	Sergio Cabal Diez	RASANTE SPORT	Renault CLIO CUP V
----	-------------------	---------------	--------------------

Vta. Rápida Mauro Tim Polderman en 1:55.738 a 122.1 Km/h en la vta. 10

Publicado a las:.....

Temp Pista: **32.9 °C** Temp Aire: **30.5 °C** Humedad: **52 %** Estado Pista: **SECA**

**Comisarios Deportivos:**

Josep Cartanya

Juan Luis Elena Falco

Carlos Melero Mora

CD-989-ESP/CAT

CD-0350-ESP/AN

CD-2124-ESP/AN

**Cronometrador:**

  
Luis Garcia

JOB-2654-ESP/M





Monteblanco  
COPA NACIONAL  
Entrenamiento Cronometrado 1  
Resultados Finales

**COPA NACIONAL**  
V-LINE ORG.

Clas	Nº	Piloto	Cat	Clas	Equipo	Vehiculo	Vtas.	Mejor	Tiempo	Dif 1º	Interval	Km/h
1	88	Mauro Tim Polderman			A.SCHIMPF TEAM	Renault CLIO CUP V	7	5	1:55.624			122.2
2	22	Stephan Polderman			A.SCHIMPF TEAM	Renault CLIO CUP V	6	5	1:55.626	0.002	0.002	122.2
3	65	Fabien Julia			FABIEN JULIA	Renault CLIO CUP V	7	6	1:55.654	0.030	0.028	122.2
4	41	Alejandro Inbas Estrada			ESCUDERIA LA CORUÑA	Renault CLIO CUP V	7	6	1:55.907	0.283	0.253	121.9
5	17	Nicolas Abella Romero			ESCUDERIA LA CORUÑA	Renault CLIO CUP V	7	5	1:56.006	0.382	0.099	121.8
6	66	Alejandro Romero Beiro			MOTOR CLUB SABADELL	Renault CLIO CUP V	7	5	1:56.478	0.854	0.472	121.3
7	10	Maximo Varela Ortiz			ESCUDERIA LA CORUÑA	Renault CLIO CUP V	9	7	1:56.964	1.340	0.486	120.8
8	21	Lydia Sempere Frances			A.SCHIMPF TEAM	Renault CLIO CUP V	8	5	1:57.467	1.843	0.503	120.3
9	8	Joaquin Rodrigo Perez			AUTOMÓVIL CLUB	Renault CLIO CUP V	7	6	1:57.590	1.966	0.123	120.1
10	30	Sergio Cabal Diez			RASANTE SPORT	Renault CLIO CUP V	8	7	1:58.620	2.996	1.030	119.1
11	23	Jose Antonio Gomez Oudez			ESCUDERIA LA CORUÑA	Renault CLIO CUP V	3	3	2:36.412	40.788	37.792	90.3

Publicado a las.....

Temp Pista: 30.7 °C Temp Aire: 24.8 °C Humedad: 43 % Estado Pista: SECA

**Comisarios Deportivos:**

Josep Caranyia

CD-989-ESP/CAT

Juan Luis Piana Falco

CD-0350-ESP/AN

Carlos Melero Mora

CD-2124-ESP/AN

**Cronometrador:**

Juan Luis Garcia

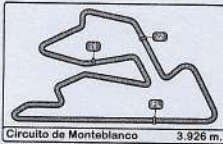
JOB-2654-ESP/M

V-LINE ORG.

CRONO  
COPA

PIRELLI





**Monteblanco**  
**COPA NACIONAL**  
**Entrenamiento Cronometrado 2**  
**Resultados Finales**

**COPA NACIONAL**  
V-LINE ORG

Clas	Nº	Piloto	Cat	Clas	Equipo	Vehiculo	Vtas.	Mejor	Tiempo	Dif 1º	Interval	Km/h
1	88	Mauro Tim Polderman			A.SCHIMPF TEAM	Renault CLIO CUP V	6	4	1:55.143			122.7
2	17	Nicolas Abella Romero			ESCUDERIA LA CORUÑA	Renault CLIO CUP V	8	2	1:55.234	0.091	0.091	122.6
3	22	Stephan Polderman			A.SCHIMPF TEAM	Renault CLIO CUP V	8	4	1:55.389	0.246	0.155	122.4
4	65	Fabien Julia			FABIEN JULIA	Renault CLIO CUP V	6	2	1:55.760	0.617	0.371	122.0
5	41	Alejandro Iribas Estrada			ESCUDERIA LA CORUÑA	Renault CLIO CUP V	9	2	1:55.923	0.780	0.163	121.9
6	10	Maximo Varela Ortiz			ESCUDERIA LA CORUÑA	Renault CLIO CUP V	9	5	1:56.116	0.973	0.193	121.7
7	66	Alejandro Romero Beiro			MOTOR CLUB SABADELL	Renault CLIO CUP V	6	4	1:56.299	1.156	0.183	121.5
8	21	Lydia Sempere Frances			A.SCHIMPF TEAM	Renault CLIO CUP V	9	7	1:56.758	1.615	0.459	121.0
9	8	Joaquin Rodrigo Perez			AUTOMÓVIL CLUB	Renault CLIO CUP V	6	3	1:57.247	2.104	0.489	120.5
10	30	Sergio Cabal Diez			RASANTE SPORT	Renault CLIO CUP V	7	2	1:58.801	3.658	1.554	118.9
11	23	Jose Antonio Gomez Guzman			ESCUDERIA LA CORUÑA	Renault CLIO CUP V	3	3	3:02.303	1:07.160	1:03.502	77.5

Publicado a las:.....

Temp Pista: **35.0 °C** Temp Aire: **26.8 °C** Humedad: **43 %** Estado Pista: **SECA**

**Comisarios Deportivos:**

Josep Cartanya

CD-989-ESP/CAT

Juan Luis Elena Falco

CD-0350-ESP/AN

Carlos Meleiro Mora

CD-2124-ESP/AN

**Cronometrador:**

Julian Garcia

JOB-2654-ESP/M





Montebianco  
COPA NACIONAL

COPA NACIONAL  
V-LINE ORG

Carrera 1  
Resultados Finales

Clas	Nº	Piloto	Cat	Clas	Equipo	Vehiculo	Vtas.	Tiempo Total	Dif 1º	Interval	Km/h	Mejor	Tiempo	Km/h
1	88	Mauro Tim Polderman			A.SCHIMPF TEAM	Renault CLIO CUP V	16	31:08.346			121.0	13	1:56.134	121.7
2	17	Nicolas Abella Romero			ESCUADERIA LA	Renault CLIO CUP V	16	31:13.406	5.060	5.060	120.7	12	1:56.392	121.4
3	23	Jose A. Gomez Gutierrez			ESCUADERIA LA	Renault CLIO CUP V	16	31:22.194	13.848	8.788	120.1	15	1:56.509	121.3
4	22	Stephan Polderman			A.SCHIMPF TEAM	Renault CLIO CUP V	16	31:22.665	14.319	0.471	120.1	14	1:56.602	121.2
5	65	Fabien Julia			FABIEN JULIA	Renault CLIO CUP V	16	31:23.191	14.845	0.526	120.0	16	1:56.438	121.3
6	66	Alejandro Romero Beiro			MOTOR CLUB	Renault CLIO CUP V	16	31:37.600	29.254	14.409	119.1	4	1:57.440	120.3
7	21	Lydia Sempere Frances			A.SCHIMPF TEAM	Renault CLIO CUP V	16	31:38.016	29.670	0.416	119.1	6	1:57.626	120.1
8	41	Alejandro Iribas Estrada			ESCUADERIA LA	Renault CLIO CUP V	16	31:38.765	30.419	0.749	119.0	11	1:57.208	120.5
9	10	Maximo Varela Ortíz			ESCUADERIA LA	Renault CLIO CUP V	16	31:39.473	31.127	0.708	119.0	3	1:57.522	120.2
10	8	Joaquin Rodrigo Perez			AUTOMÓVIL CLUB	Renault CLIO CUP V	16	32:07.202	58.856	27.729	117.3	7	1:57.899	119.8

Not classified: (Requirements: 75% of number laps of leader = 12 Laps)

30	Sergio Cabal Diez	RASANTE SPORT	Renault CLIO CUP V	5	10:21.685	11 Vtas.	11 Vtas.	113.6	3	2:00.104	117.6
----	-------------------	---------------	--------------------	---	-----------	----------	----------	-------	---	----------	-------

Vta. Rápida Mauro Tim Polderman en 1:56.134 a 121.7 Km/h en la vta. 13

Publicado a las: ..... Temp Pista: 37.8 °C Temp Aire: 32.3 °C Humedad: 43 % Estado Pista: SECA

Comisarios Deportivos:			Cronometrador:
 Josep Cartanya CD-989-ESP/CAT	 Juan Luis Elena Falco CD-0350-ESP/AN	 Carlos Melero Mera CD-2124-ESP/AN	 Luis Garcia JOB-2654-ESP/M





Monteblanco  
COPA NACIONAL  
Carrera 2

COPA NACIONAL  
VIA RÁPIDA

Resultados Finales

Clas	Nº	Piloto	Cat	Clas	Equipo	Vehículo	Vtas.	Tiempo Total	Dif 1º	Interval	Km/h	Mejor	Tiempo	Km/h
1	88	Mauro Tim Polderman			A.SCHIMPF TEAM	Renault CLIO CUP V	16	31:15.200			120.5	10	1:55.738	122.1
2	65	Fabien Julia			FABIEN JULIA	Renault CLIO CUP V	16	31:16.487	1.287	1.287	120.5	10	1:56.281	121.5
3	17	Nicolas Abella Romero			ESCUADERIA LA	Renault CLIO CUP V	16	31:17.274	2.074	0.787	120.4	7	1:56.429	121.3
4	22	Stephan Polderman			A.SCHIMPF TEAM	Renault CLIO CUP V	16	31:17.808	2.608	0.534	120.4	14	1:56.470	121.3
5	23	Jose A. Gomez Gutierrez			ESCUADERIA LA	Renault CLIO CUP V	16	31:18.213	3.013	0.405	120.4	15	1:56.332	121.4
6	8	Joaquin Rodrigo Perez			AUTOMÓVIL CLUB	Renault CLIO CUP V	16	31:35.686	20.486	17.473	119.2	6	1:57.661	120.1
7	21	Lydia Sempere Frances			A.SCHIMPF TEAM	Renault CLIO CUP V	16	31:35.945	20.745	0.259	119.2	9	1:57.747	120.0
8	41	Alejandro Iribas Estrada			ESCUADERIA LA	Renault CLIO CUP V	16	31:38.020	22.820	2.075	119.1	3	1:57.603	120.1
9	66	Alejandro Romero Beiro			MOTOR CLUB	Renault CLIO CUP V	16	31:45.103	29.903	7.083	118.7	3	1:57.914	119.8
10	10	Maximo Varela Ortiz			ESCUADERIA LA	Renault CLIO CUP V	16	32:34.089	1:18.889	48.986	115.7	15	1:57.251	120.5

Not classified: (Requirements: 75% of number laps of leader = 12 Laps)

30	Sergio Cabal Diez	RASANTE SPORT	Renault CLIO CUP V
----	-------------------	---------------	--------------------

Vta. Rápida Mauro Tim Polderman en 1:55.738 a 122.1 Km/h en la vta. 10

Debido a la cantidad de incidentes que deben ser analizados en diversas cámaras on board, mantenemos el carácter provisional de la clasificación para permitir correcto esclarecimiento hasta la próxima carrera en el Circuito de Barcelona

Monteblanco, 31 de agosto 2024 - 20:25

Los comisarios Deportivos

Publicado a las:.....

Temp Pista: 32.9 °C Temp Aire: 30.5 °C Humedad: 52 % Estado Pista: SECA

Comisarios Deportivos:

Josep Cartanyà  
CD-989-ESP/CAT

Juan Luis Elena Falco  
CD-0350-ESP/AN

Carlos Mejero Mora  
CD-2124-ESP/AN

Cronometrador:

Luis García  
JOB-2654-ESP/M

LINE ORG.

SCORP  
GOGE

TRELLI

